
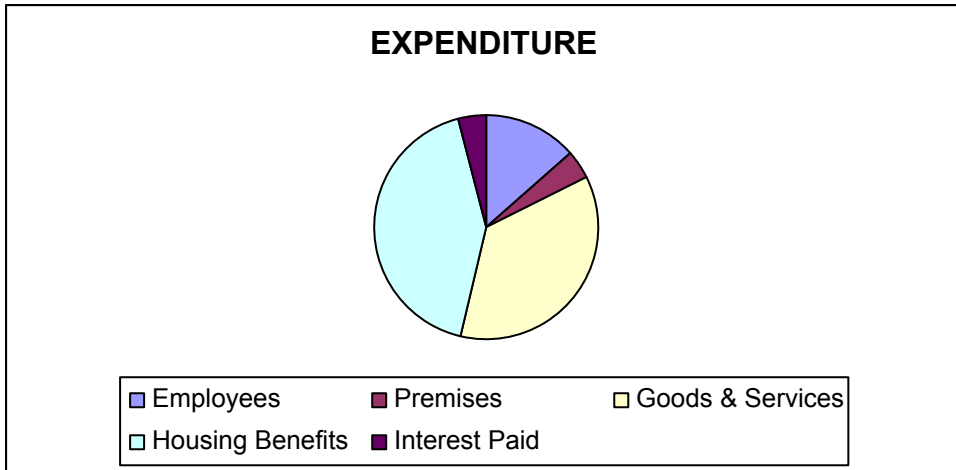


## SUMMARY STATEMENT OF ACCOUNTS 2010/11

Below is the summary of the draft statement of accounts for 2010/11. The [full accounts](#) and details of the [Audit Committee](#) can be found by clicking on the links.

<b>Costs of running council services</b>	<b>Net Expenditure</b>
	£000
Central Services to the Public	2,297
Cultural & Related Services	6,674
Environmental & Regulatory Services	6,188
Planning and Development Services	1,500
Highways and Transport Services	1,584
Local Authority Housing (HRA)	(4,408)
Other Housing Services	1,327
Corporate & Democratic Core	1,675
Non Distributed Costs	5
Exceptional Items	47,912
<b>Net Cost of Services</b>	<b>64,754</b>
Capital Financing and Net Interest	4,670
<b>Net Operating Expenditure</b>	<b>69,424</b>
General Government Grants	(8,556)
Income from Council Tax	(8,209)
Non-Domestic Rates Distribution	(9,099)
<b>(Surplus) / Deficit for the year</b>	<b>43,560</b>
Statutory Accounting Adjustments	(44,222)
Planned transfers to Reserves	(66)
<b>Net surplus on General Fund for the year</b>	<b>(728)</b>

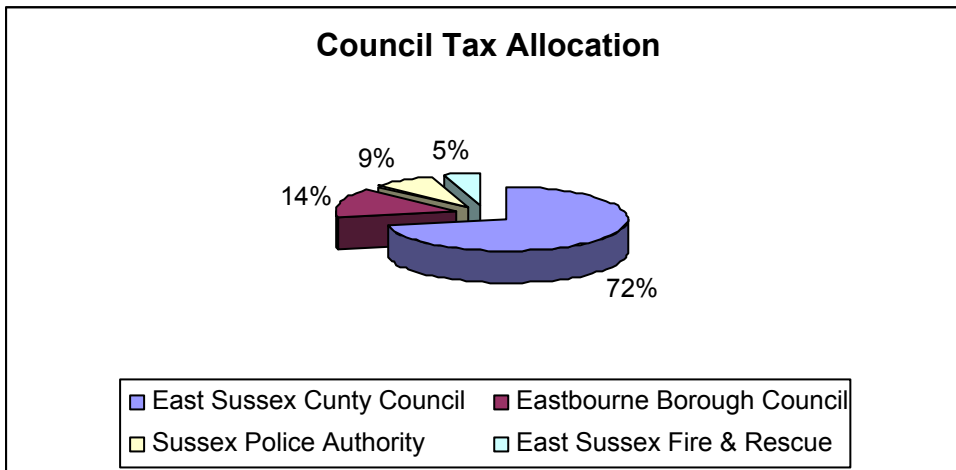




**Council Tax**

The Council receives money from central government grants, business rates and by charging for some of its services. The total income from this is not enough to meet the cost of providing all council services and the difference is made up by council tax. Council tax payments make up 7.6% of the Council’s total income.

The average bill for an Eastbourne Borough Council resident living in band D property was £1,602.77. The chart below shows how council tax payments are allocated.



<b>Summarised Balance Sheet</b>	<b>£000</b>
Council assets	249,918
Stocks held	122
Money owed to the Council	9,183
Investments maturing within 1 year	2,000
Cash	5,729
Money owed by the Council payable within 1 year	(13,223)
Money owed by the Council payable in excess of 1 year	(79,892)
	<b><u>173,837</u></b>
<b>Financed by:</b>	
Useable Reserves	(18,213)
Unusable Reserves	(155,624)
	<b><u>(173,837)</u></b>