

Public Spaces Protection Orders in Lewes town and Lewes district

Consultation report

13 October 2017

Background	1
Who responded	2
Key findings	2
How we consulted.....	2
How we publicised the consultation	3
Next steps.....	3
Survey findings	3
Equality monitoring data	26

Background

Public Spaces Protection Orders (PSPO) are something that councils can put in place to protect the community from anti-social behaviour. PSPOs put conditions or restrictions on what people can do within a specific area if there is evidence to suggest that a problem exists. Breaching a PSPO can be a criminal offence punishable by a fine or prosecution.

We have a number of orders already in place in Lewes District, namely the Dog (Fouling of Land) Order and Designated Public Place Order to address issues related to the public consumption of alcohol. Earlier this year, we reviewed these orders to make sure that they meet the requirements set out in the Anti-Social Behaviour, Crime and Policing Act (2014).

We are now proposing to introduce two new orders, being:

Dog Fouling - Lewes District Public Spaces Protection Order

This order means people must clear up after their dogs. The order applies to any land open to the public within Lewes district. Failure to do so could result in maximum fine of £1000.

Consumption of Alcohol - Lewes Town Public Spaces Protection Order

This order means anyone drinking in public and acting in an anti-social way in Lewes town can be asked to stop drinking or surrender any alcohol when requested by an authorised officer. Failure to do so could result in a maximum fine of £500. The current Designated Public Place Order (DPPO) that this replaces applies to Newhaven, Peacehaven, Seaford and Telscombe.

We carried out a public consultation on the proposals to better understand the impact these would have on residents and organisations in Lewes district. The responses of this consultation were then shared with those making the decisions about whether to go ahead with the proposals.

Who responded

- We received 174 responses to the consultation.
- Eleven responses were from organisations and community groups.
- The largest proportion of responses were received from people living in Lewes 41%, and Seaford 15%.

Key findings

- 73% of respondents said they had witnessed dog fouling in Lewes district.
- 76% of respondents said they had witnessed an individual drinking alcohol in a public place and behaving in an anti-social way.
- 52% of respondents think that the proposed Dog Fouling order would help tackle dog fouling in Lewes district.
- 74% of respondents agree with the boundary of the proposed Dog Fouling order.
- 65% of respondents think that the proposed Consumption of Alcohol order will help tackle alcohol-related anti-social behaviour in Lewes Town.
- 59% of respondents agree with the boundary of the proposed Consumption of Alcohol order.

How we consulted

- We carried out a public consultation between Friday 14 July and Friday 8 September 2017

- We published pages on the Lewes District Council website which included the background, reasons for the proposals, and the full orders.
- We provided an online survey for respondents to provide their feedback and made the offer of providing paper copies of the consultation information on request.
- We offered to provide the consultation information in different languages and formats on request.
- The proposals were discussed at the Lewes District Joint Action Group for Community Safety.

How we publicised the consultation



- We issued a press release to the local media about the consultation which resulted in coverage in the Sussex Express.
- We sent out an email alert to our 4,431 consultation mailing list via GovDelivery.
- We carried out an ongoing social media campaign to promote the consultation (using the council's Twitter and Facebook profiles) for the duration of the campaign to encouraging people to participate.
- We promoted the consultation to members and staff through our internal newsletter.
- We wrote to a number of key groups to invite them to participate in the consultation, including: the Lewes District Community Safety Partnership, Sussex County Council, Sussex Police, The Police and Crime Commissioner, Lewes District Towns and Parish Councils, Lewes District Access Group, Seaford and Newhaven Access Group, The Dogs Trust, Canine Partners, Dogs for Good and Support Dogs.




Next steps

- Feedback from this consultation will be taken to the Director of Service Delivery for consideration when making the decision on the final orders.
- We will inform residents of the outcome of this decision.
- The final orders will be enacted and communicated to residents.





A copy of the final orders, including maps of the areas they apply, will be available on our website.

Survey findings

1. Would you like to comment on the 'Lewes District Public Spaces Protection Order (Dog Fouling)'				
			Response Percent	Response Total
1	Yes		88.37%	152
2	No		11.63%	20
			answered	172
			skipped	2

2. Do you believe there is a problem with dog fouling in Lewes district?				
			Response Percent	Response Total
1	Yes		84.21%	128
2	No		11.84%	18
3	Don't know		3.95%	6
			answered	152
			skipped	22
	Comments (common themes):		Response Percent	Response Total
	I have witnessed dog fouling in my area		31.2%	20
	A number of people pick up after their dogs but then throw away the bag		14.1%	9





2. Do you believe there is a problem with dog fouling in Lewes district?			
		Response Percent	Response Total
	The majority of dog owners are responsible but there are a few irresponsible owners	12.5%	8
	There needs to be greater enforcement or reporting of dog-related nuisance	9.4%	6
	There are other dog-related nuisance or annoyance issues in Lewes district	7.8%	5
	Dog fouling is getting worse in Lewes district	6.3%	4
	People need to be better educated on responsible dog ownership	3.1%	2
	Other	15.6%	10

3. Have you witnessed dog fouling in land open to the public in Lewes district?			
		Response Percent	Response Total
1	Yes		73.51% 111
2	No		14.57% 22
3	Don't know		1.32% 2
4	Other (please specify):		10.60% 16
		answered	151
		skipped	23

3. Have you witnessed dog fouling in land open to the public in Lewes district?

		Response Percent	Response Total
	Comments (common themes):	Response Percent	Response Total
	I have never witnessed dog fouling but often see the faeces	46.6%	7
	I have witnessed dog fouling in Seaford	13.3%	2
	I have witnessed dog fouling in a park or open space	13.3%	2
	I have witnessed dog fouling on a beach	6.6%	1
	I have witnessed dog fouling on Telscombe Tye	6.6%	1
	Other	13.3%	2

4. Approximately how often have you witnessed dog fouling in Lewes district?

		Response Percent	Response Total
1	Daily 	27.27%	36
2	Weekly 	43.18%	57
3	Monthly 	21.97%	29
4	Yearly 	7.58%	10
		answered	132
		skipped	42

4. Approximately how often have you witnessed dog fouling in Lewes district?

		Response Percent	Response Total
	Comments (common themes):	Response Percent	Response Total
	I regularly witness dog fouling in Lewes district	30%	9
	I have never witnessed dog fouling in Lewes district	13.3%	4
	I occasionally witness dog fouling in Lewes district	10%	3
	I rarely witness dog fouling in Lewes district	6.6%	2
	I have never witnessed dog fouling but see the faeces left behind	3.3%	1
	I have witnessed dog fouling in Lewes district at least once	3.3%	1
	Other	33.3%	10

5. What impact does dog fouling have on you?

We are asking this question so we can gain a better understanding of the impact of anti-social behaviour on our residents.




		Response Percent	Response Total
	Comments (common themes):	Response Percent	Response Total
	It causes me to worry for the health or hygiene of myself or another	36.1%	57
	It has an impact on the enjoyment or quality of the area	13.3%	21


5. What impact does dog fouling have on you?

We are asking this question so we can gain a better understanding of the impact of anti-social behaviour on our residents.

	Dog fouling is unsightly	13.3%	21
	It doesn't have an impact on me	5.7%	9
	The majority of dog owners are responsible but there are a few irresponsible owners	4.4%	7
	It causes a nuisance or annoyance	3.8%	6
	It has little impact on me	3.2%	5
	I often clear up other's dog fouling	1.9%	3
	It makes me nervous or anxious	1.9%	3
	It is dangerous and puts others at risk	1.3%	2
	Dog fouling is not a problem	0.6%	1
	Other	14.6%	23

6. How long have you been witnessing dog fouling in Lewes district?

			Response Percent	Response Total
1	A number of years		85.71%	120
2	Within the last 12 months		10.00%	14
3	Within the last few		2.14%	3

6. How long have you been witnessing dog fouling in Lewes district?				
			Response Percent	Response Total
	weeks			
4	Within the last seven days		2.14%	3
			answered	140
			skipped	34
Comments (common themes):			Response Percent	Response Total
	Dog fouling is an on-going problem in Lewes district		12	30%
	Dog fouling has gotten worse over the last few years		9	22.5%
	I have never witnessed dog fouling		5	12.5%
	I have witnessed dog fouling in my area		3	7.5%
	I rarely witness dog fouling		3	7.5%
	Other		9	22.5%




7. The proposed order aims to tackle dog fouling by making it an offence for a person in charge of a dog, within the restricted area, to fail to remove faeces from the land unless:

- They have a reasonable excuse for failing to do so;
- or The owner, occupier or the other authority having control of the land has consented to their failing to do so

If a person fails, without reasonable excuse to comply, they can receive a maximum fine of £1000.

Exemptions apply to dogs trained to support people with a disability, including Guide Dogs and Hearing Dogs for the Deaf.

Do you think that the proposed order will help to tackle dog fouling in Lewes district?

			Response Percent	Response Total
1	Yes		52.32%	79
2	No		28.48%	43
3	Don't know		19.21%	29
			answered	151
			skipped	23
	Comments (common themes):		Response Percent	Response Total
	The order will need effective enforcement to work properly		60	68.2%

7. The proposed order aims to tackle dog fouling by making it an offence for a person in charge of a dog, within the restricted area, to fail to remove faeces from the land unless:

- They have a reasonable excuse for failing to do so;
- or The owner, occupier or the other authority having control of the land has consented to their failing to do so




If a person fails, without reasonable excuse to comply, they can receive a maximum fine of £1000.

Exemptions apply to dogs trained to support people with a disability, including Guide Dogs and Hearing Dogs for the Deaf.

Do you think that the proposed order will help to tackle dog fouling in Lewes district?

	Response Percent	Response Total
I am in support of the proposal	8	9%
The order will need to be published to work properly	3	3.4%
I am against the proposal	2	2.3%
The majority of dog owners will be penalised by a minority of irresponsible owners	2	2.3%
The fines should be reduced	1	1.1%
Other	12	13.6%

8. Do you agree with the boundary area of the order?


			Response Percent	Response Total
1	Yes		74.83%	113
2	No		14.57%	22
3	Don't know		10.60%	16
			answered	151
			skipped	23

1	Comments (common themes):	Response Percent	Response Total
	I think that more fields, woodlands and other rural areas should be excluded	8	25.8%
	I support the proposed boundary	6	19.3%
	The order will need effective enforcement to work	4	12.9%
	The boundary of the order should be extended	3	9.7%
	I am against the proposed boundary	2	6.4%
	The boundary is too large	1	3.2%
	Other	7	22.6%

9. Do you have any other comments on the proposed dog fouling order for Lewes district?				
			Response Percent	Response Total
1	Comments (common themes):		100.00%	84

9. Do you have any other comments on the proposed dog fouling order for Lewes district?		
	Response Percent	Response Total
The order will have to be effectively enforced to work properly	30	41.1%
There should be more signage or bins	15	20.5%
Some dog owners pick up dog fouling but then throw away the bag	13	17.8%
The fine is too high	7	9.6%
I am in support of the order	2	2.7%
I am against the order	2	2.7%
There is a problem with dog fouling in my area	1	1.4%
Some dog owners will ignore the order	1	1.4%
The boundary of the order should be restricted	1	1.4%
Other	1	1.4%

10. Would you like to comment on the proposed Lewes Public Spaces Protection Order (Consumption of Alcohol)?		
	Response Percent	Response Total
1 Yes	67.26%	113





10. Would you like to comment on the proposed Lewes Public Spaces Protection Order (Consumption of Alcohol)?				
			Response Percent	Response Total
2	No		32.74%	55
			answered	168
			skipped	6

11. Have you ever witnessed an individual drinking alcohol in public and behaving in an anti-social way?				
			Response Percent	Response Total
1	Yes		76.27%	90
2	No		20.34%	24
3	Don't know		3.39%	4
			answered	118
			skipped	56
Comments: (35)				
Comments (common theme):			Response Percent	Response Total
I have witnessed this in Lewes			16	48.5%

11. Have you ever witnessed an individual drinking alcohol in public and behaving in an anti-social way?

		Response Percent	Response Total
	I have witnessed other anti-social behaviour in Lewes district	4	12.1%
	I have witnessed this in Seaford	2	6.0%
	I have witnessed this somewhere outside of Lewes district	2	6.0%
	I am in support of the proposal	1	3.0%
	I have witnessed this at night	1	3.0%
	I have witnessed this in Peacehaven	1	3.0%
	Other	6	18.2%

12. Approximately how often have you witnessed alcohol related anti-social behaviour?

		Response Percent	Response Total
1	Daily 	13.64%	12
2	Weekly 	42.05%	37
3	Monthly 	29.55%	26
4	Yearly 	14.77%	13
		answered	88

12. Approximately how often have you witnessed alcohol related anti-social behaviour?

	Response Percent	Response Total
	skipped	86

Comments: (17)

Comments (common themes):	Response Percent	Response Total
I have witnessed alcohol related anti-social behaviour in Lewes	5	31.25%
Friday and Saturday nights	3	18.75%
Weekly	2	12.5%
In the summertime	1	6.2%
I have witnessed alcohol related anti-social behaviour at some point	1	6.2%
At night time	1	6.2%
Other	3	18.7%

13. What impact did witnessing someone drinking alcohol in public and behaving in an anti-social way have on you?





We are asking this question so we can gain a better understanding of the impact of anti-social behaviour on our residents.

	Response Percent	Response Total
Comments (common themes):		
It makes me feel intimidated or threatened	21	26.6%
It has a negative impact on the town	9	11.3%
It doesn't affect me but I can see it has an impact on others	8	10%
It makes me feel scared or unsafe	5	6.3%
I have changed my behaviour or have avoided certain areas because of it	5	6.3%
It is an impact on young people	4	5%
It causes a nuisance or annoyance	4	5%
It makes me feel worried or nervous	3	3.6%
It is upsetting to see	1	1.3%
Other	20	25%

14. How long have you been witnessing alcohol related anti-social behaviour?

	Response Percent	Response Total
--	---------------------	-------------------

14. How long have you been witnessing alcohol related anti-social behaviour?




			Response Percent	Response Total
1	A number of years		72.53%	66
2	Within the last 12 months		15.38%	14
3	Within the last few weeks		0.00%	0
4	Within the last seven days		1.10%	1
5	Other (please specify):		10.99%	10
			answered	91
			skipped	83
Comments (common themes):			Response Percent	Response Total
1	It has gotten worse over the last few years		60%	6
	It has got worse recently		20%	2
	It is not a problem		10%	1
	Other		10%	1

15. The proposed order aims to tackle alcohol related anti-social behaviour by requiring a person within the restricted area to:

- stop drinking alcohol when required to stop doing so by an authorised officer;
- surrender any alcohol in their possession when required to do so by an authorised officer.

If a person fails without reasonable excuse to comply with this, they can receive a maximum fine of up to £500.

Do you think that the proposed order is a good way to reduce alcohol related anti-social behaviour in Lewes town?

			Response Percent	Response Total
1	Yes		65.22%	75
2	No		20.87%	24
3	Don't know		13.91%	16
			answered	115
			skipped	59
Comments (common themes):			Response Percent	Response Total
There needs to be effective enforcement for the order to work properly			36%	23
I am against the order			14.1%	9
The order should include other prohibitions or requirements			7.8%	5

15. The proposed order aims to tackle alcohol related anti-social behaviour by requiring a person within the restricted area to:

- stop drinking alcohol when required to stop doing so by an authorised officer;
- surrender any alcohol in their possession when required to do so by an authorised officer.

If a person fails without reasonable excuse to comply with this, they can receive a maximum fine of up to £500.



Do you think that the proposed order is a good way to reduce alcohol related anti-social behaviour in Lewes town?

		Response Percent	Response Total
	The boundary of the order should be extended	7.8%	5
	I am in support of the order	7.8%	5
	The fine should be increased	4.7%	3
	There are other anti-social behaviour issues that need addressing	1.6%	1
	Other	20.3%	13

16. Do you agree with the boundary area of the proposed order? You can view the full order and a map showing the boundary area online here (click 'back' in your web browser to return to the survey).

		Response Percent	Response Total
1	Yes	59.13%	68

16. Do you agree with the boundary area of the proposed order? You can view the full order and a map showing the boundary area online here (click 'back' in your web browser to return to the survey).

			Response Percent	Response Total
2	No		25.22%	29
3	Don't know		15.65%	18
			answered	115
			skipped	59
Comments (common themes):			Response Percent	Response Total
The boundary should be extended to other areas in the district			40.7%	11
The boundary should be extended to other areas in Lewes			25.9%	7
The boundary should be restricted			3.7%	1
The order will need effective enforcement to work properly			3.7%	1
The boundary of the order is right			3.7%	1
Other			18.5%	5




17. Do you have any other comments on the proposed Lewes Public Spaces Protection Order (Consumption of Alcohol)?

Comments (common themes):			Response Percent	Response Total
---------------------------	--	--	------------------	----------------

17. Do you have any other comments on the proposed Lewes Public Spaces Protection Order (Consumption of Alcohol)?













The order will need effective enforcement to work properly	26.2%	11
I am in support of the proposal	21.4%	9
The order should include other anti-social behaviour	14.3%	6
I am against the proposal	11.9%	5
The order will need to be promoted effectively	4.8%	2
The boundary of the order needs extending	4.8%	2
The order is not necessary	4.8%	2
Other	11.9%	5

18. Are you responding as an individual or an organisation?

		Response Percent	Response Total
1	Individual		93.53% 159
2	Organisation		4.12% 7
3	Other (please specify):		2.35% 4
		answered	170
		skipped	4

19. What is the name of your organisation?			Response Percent	Response Total
1	Open-Ended Question		100.00%	11
1	W.E. Clark & Son Ltd.			
2	Personal views as a resident, no organisation			
3	Stop Charging Lewes more Council Tax			
4	Lewes area access group			
5	Friends of Landport Bottom			
6	We are residents in and around Castle Precincts.			
7	Seaford Town Council			
8	South Downs National Park Authority			
9	South Downs Society, the national park Friends group			
10	Newick Parish Council			
11	FRIENDS OF LEWES			
			answered	11
			skipped	163

20. Where do you live?

			Response Percent	Response Total
1	Lewes		41.25%	66
2	Newhaven		11.88%	19
3	Peacehaven		9.38%	15
4	Telscombe Cliffs		3.75%	6
5	Saltdean		3.13%	5
6	Seaford		15.00%	24
7	Barcombe		1.25%	2
8	Bishopstone		0.63%	1
9	Chailey		1.88%	3
10	Denton		0.00%	0
11	Ditchling		0.00%	0
12	East Chilmington		0.63%	1
13	Falmer		0.00%	0
14	Firle		0.00%	0
15	Glynde		0.63%	1
16	Hamsey		0.00%	0
17	Iford		0.00%	0
18	Kingston		1.88%	3










20. Where do you live?				
			Response Percent	Response Total
19	Newick		1.25%	2
20	Offham		0.00%	0
21	Piddinghoe		0.63%	1
22	Plumpton		0.00%	0
23	Ringmer		2.50%	4
24	Rodmell		0.00%	0
25	Southeast		0.00%	0
26	South Heighton		1.25%	2
27	Streat		0.00%	0
28	Tarring Neville		0.00%	0
29	Telscombe Village		0.00%	0
30	Westmeston		0.63%	1
31	Wivelsfield		1.25%	2
32	Other (please specify):		1.25%	2
			answered	160
			skipped	14
Other (please specify): (2)				
1	eastbourne but work in lewes			

20. Where do you live?			
		Response Percent	Response Total
2	South Chailey		

Equality monitoring data

21. What is your age?			
		Response Percent	Response Total
1	Under 18	0.00%	0
2	18 - 24	0.00%	0
3	25 - 34	5.03%	8
4	35 - 44	12.58%	20
5	45 - 54	22.64%	36
6	55 - 64	22.01%	35
7	65 - 74	28.30%	45
8	75 +	5.66%	9
9	Prefer not to say	3.77%	6
		answered	159
		skipped	15

22. What is your ethnic group?

			Response Percent	Response Total
1	English		82.55%	123
2	Other British		6.71%	10
3	Irish		1.34%	2
4	Any Other White background		4.03%	6
5	White and Black Caribbean		0.00%	0
6	White and Black African		0.00%	0
7	White and Asian		0.00%	0
8	Any Other Mixed background		1.34%	2
9	Indian		0.00%	0
10	Pakistani		0.67%	1
11	Bangladeshi		0.00%	0
12	Chinese		1.34%	2
13	Any Other Asian background		0.67%	1
14	Caribbean		0.67%	1
15	African		0.00%	0
16	Any Other Black		0.00%	0







22. What is your ethnic group?				
			Response Percent	Response Total
	background			
17	Arab		0.67%	1
18	Gypsy/Romany/Irish Traveller		0.00%	0
19	Any Other		0.00%	0
			answered	149
			skipped	25






24. What is your nationality?				
			Response Percent	Response Total
1	Responses (common themes):			
	British		72.6%	106
	English		17.8%	26
	United Kingdom		4.8%	7
	Scottish		0.7%	1
	British German		0.7%	1
	European		0.7%	1
	Welsh		0.7%	1
	Other		2.1%	3



25. Do you have a long-term health problem or disability?				
			Response Percent	Response Total
1	Yes		12.42%	19
2	No		80.39%	123
3	Prefer not to say		7.19%	11
			answered	153
			skipped	21

26. What is your gender?				
			Response Percent	Response Total
1	Male		53.06%	78
2	Female		46.94%	69
			answered	147
			skipped	27

27. What is your sexual orientation?

			Response Percent	Response Total
1	Bisexual		0.69%	1
2	Gay man		0.69%	1
3	Gay woman or lesbian		0.69%	1
4	Heterosexual or straight		71.03%	103
5	Prefer not to say		21.38%	31
6	Other (please specify):		5.52%	8
			answered	145
			skipped	29

28. What is your religion?				
			Response Percent	Response Total
1	What is your religion?		1.37%	2
2	No religion		47.95%	70
3	Christian		28.08%	41
4	Buddhist		1.37%	2
5	Hindu		0.00%	0
6	Jewish		0.00%	0
7	Muslim		1.37%	2

28. What is your religion?				
			Response Percent	Response Total
8	Sikh		0.00%	0
9	Prefer not to say		14.38%	21
10	Other (please specify):		5.48%	8
			answered	146
			skipped	28