

# Public Spaces Protection Orders in Eastbourne Consultation Report

15 September 2017

## Contents

|  |    |
|--|----|
| .....  | 1  |
| Public Spaces Protection Orders in Eastbourne Consultation Report..... | 1  |
| Background .....   | 1  |
| Who responded .....  | 2  |
| Key findings .....   | 2  |
| How we consulted.....  | 3  |
| How we publicised the consultation .....                               | 3  |
| Next steps .....   | 4  |
| Survey findings.....   | 4  |
| Equality monitoring data .....   | 18 |

---

## Background

Public Spaces Protection Orders (PSPO) are something that councils can put in place to protect the community from anti-social behaviour. PSPOs put conditions or restrictions on what people can do within a specific area if there is evidence to suggest that a problem exists. Breaching a PSPO can be a criminal offence punishable by a fine or prosecution.

We have a number of orders already in place in Eastbourne, namely the Dog Fouling, Dog on Lead and Dog Ban Orders and the Public Consumption of Alcohol Order. Earlier this year, we reviewed these orders to make sure that they meet the requirements set out in the Anti-Social Behaviour, Crime and Policing Act (2014) before they automatically become PSPOs in October 2017.

We will be enacting the above orders but proposed to make slight changes to the scope of Dog Ban and Dog on Lead Orders ahead of this.

The proposed areas included:

## **Dog Ban**

- This would extend the order to the beaches between the Holywell Café and Wish Tower between May 1 to September 30.

## **Dog on Lead**

This would apply to:

- The public walkways around Sovereign Harbour Marina all year round.
- The Western Parade between Holywell Café and the Wish Tower between May 1 to September 30.
- The Middle Parade between Holywell Café and Wish Tower between May 1 to September 30.

We carried out a public consultation on the proposals to better understand the impact these would have on residents and organisations in Eastbourne. The responses of this consultation were then shared with those making the decisions about whether to go ahead with the proposals.

## **Who responded**

- We received 1,211 responses to the consultation.
- Five responses were from organisations and community groups.
- The largest proportion of responses were received from people living in Old Town (Downside, Motcombe and Ocklynge) 23.52%, and Sovereign (Langney Point, North Harbour, South Harbour) 15.26%.
- 13.46% of respondents are based outside Eastbourne.

## **Key findings**

- 68% of respondents said they had not witnessed dog-related nuisance or annoyance in Eastbourne. 31% said they had.
- 71% of respondents did not think that the proposed Dog Ban order would help tackle dog-related nuisance or annoyance in Eastbourne with the majority of respondents stating they believe this is because offenders would take no notice of the order.

- 73% of respondents did not agree with the proposal to introduce a Dog Ban order on the beaches between the Wish Tower and Holywell Café from May 1 to September 30.
- 58% of respondents did not believe that the proposed Dog on Lead order would help tackle dog-related nuisance or annoyance in Eastbourne. 17% of respondents stated that the order would not be effective unless it was enforcement properly.
- 83% of respondents agree with the proposal to add the public walkways around Sovereign Harbour Marina all year round to the Dog on Lead order.
- 80% of respondents agree with the proposal to add the Western Parade from the Holywell Café area to the Wish Tower between May 1 to September 30 to the Dog on Lead order.
- 77% of respondents agreed with the proposal to add the Middle Parade from the Holywell Café area to the Wish Tower between May 1 to September 30 to the Dog on Lead order.

## **How we consulted**

- We carried out a public consultation from 24 July to 10 September 2017 in Eastbourne borough.
- We published pages on the Eastbourne Borough Council website which included the background, reasons for the proposals, and the full orders.
- We provided an online survey for respondents to provide their feedback and made the offer of providing paper copies on request.
- We also received one written response by email.
- We attended the Disability Involvement Group meeting on 23 August 2017.
- The proposals were discussed at the Eastbourne Joint Action Group for community safety.

## **How we publicised the consultation**



- We issued a press release to the local media about the consultation. This resulted in a number of articles and letters and three video articles on Eastbourne Buzz.
- We sent an email alert to our 2,030 consultation mailing list via GovDelivery.
- We carried out regular campaign of social media (Twitter and Facebook) activity highlighting the consultation for its duration and encouraging people to participate.
- We promoted the consultation to members and staff through our internal newsletter.
- We wrote to a number of key groups to invite them to participate in the consultation, including: the Eastbourne Community Safety partnership, East Sussex County Council, Sussex Police, The Police and Crime Commissioner,




the Eastbourne Neighbourhood Panels, Friends Of Parks groups, The Dogs Trust, Canine Partners, Dogs for Good and Support Dogs.

## Next steps

- Feedback from this consultation will be taken to the Lead Member for Community Safety and Director of Service Delivery for consideration when making the decision on whether the proposals should be included in the scope of the final orders or if any amendments need to be made to them.
- We will inform residents of the outcome of this decision.
- The final orders will be enacted and communicated to residents.
- A copy of the final orders, including maps of the areas they apply, will be available on our website.

## Survey findings

| 1. Would you like to comment on the 'Dog Ban' Public Spaces Protection Order? |     |  |                  |                |
|---|-----|--|------------------|----------------|
|   |     |  | Response Percent | Response Total |
| 1   | Yes |  | 90.02%           | 1083           |
| 2   | No  |   | 9.98%            | 120            |
|   |     |  | answered         | 1203           |
|   |     |  | skipped          | 8              |

| 3. The vast majority of dog owners are responsible. However some people can be frightened or intimidated by dogs particularly if they are causing a nuisance or pose a risk to public safety. |            |   |                  |                |
|---|------------|---|------------------|----------------|
| Have you ever witnessed dog-related nuisance or annoyance in Eastbourne?  |            |   |                  |                |
|   |            |   | Response Percent | Response Total |
| 1   | Yes        |  | 30.60%           | 343            |
| 2   | No         |  | 68.42%           | 767            |
| 3   | Don't know |  | 0.98%            | 11             |
|   |            |   | answered         | 1121           |
|   |            |   | skipped          | 90             |

3. The vast majority of dog owners are responsible. However some people can be frightened or intimidated by dogs particularly if they are causing a nuisance or pose a risk to public safety.





Have you ever witnessed dog-related nuisance or annoyance in Eastbourne?

|  |   | Response Percent | Response Total |
|--|---|------------------|----------------|
|  | Comments (common themes)  | Response Percent | Response Total |
|  | I have witnessed a dog off a lead causing nuisance or annoyance                             | 24.6%            | 77             |
|  | I have witnessed dog fouling  | 19.8%            | 62             |
|  | I don't consider there to be a problem with dog related-nuisance or annoyance in Eastbourne | 10.5%            | 33             |
|  | I have witnessed or experienced dogs being aggressive towards people                        | 9.2%             | 29             |
|  | I have witnessed or experienced dogs being aggressive towards other dogs                    | 6.1%             | 19             |
|  | Comments against the proposals  | 7%               | 22             |
|  | The majority should not be inconvenienced because of the actions of a few people            | 5.1%             | 16             |
|  | I have witnessed other types of anti-social behaviour                                       | 4.2%             | 13             |
|  | The proposed orders will need to be monitored and enforced                                  | 2.9%             | 9              |
|  | Comments in support of the proposals  | 2.9%             | 9              |
|  | Alternative suggestions and recommendations   | 2.2%             | 7              |
|  | I have experienced a rude dog owner   | 1.9%             | 6              |
|  | I have witnessed a dog on a lead causing nuisance or annoyance                              | 1.9%             | 6              |
|  | The proposals should include other areas  | 1.6%             | 5              |
|  | Other   | 18.8%            | 59             |

**4. Where have you witnessed dog-related nuisance or annoyance in Eastbourne?  
Please tell us in the box below.**

| <b>Comments (common themes)</b>  | <b>Response Percent</b> | <b>Response Total</b> |
|--|-------------------------|-----------------------|
| Within a park, playground or other green open space.   | 22.4%                   | 74                    |
| Along the seafront (including areas between the Pier and Langney Point but excluding areas between Holywell Café and the Pier) | 18.2%                   | 60                    |
| Within Sovereign Harbour   | 13.9%                   | 46                    |
| On a street or along a road or footpath  | 13.0%                   | 43                    |
| Between Holywell Café and the Wish Tower   | 10.9%                   | 36                    |
| Within the Town Centre   | 5.2%                    | 17                    |
| On a beach   | 4.8%                    | 16                    |
| Between the Wish Tower and the Pier  | 3.6%                    | 12                    |
| Other  | 13.9%                   | 46                    |

**5. Approximately how often have you witnessed dog-related nuisance or annoyance in Eastbourne?**

|  |         |   | <b>Response Percent</b> | <b>Response Total</b> |
|--|---------|---|-------------------------|-----------------------|
| 1  | Daily   |  | 20.61%                  | 68                    |
| 2  | Weekly  |  | 36.06%                  | 119                   |
| 3  | Monthly |  | 24.24%                  | 80                    |
| 4  | Yearly  |  | 19.09%                  | 63                    |
|  |         |   | answered                | 330                   |
|  |         |   | skipped                 | 881                   |
| <b>Comments (common themes)</b>                      |         |   | <b>Response Percent</b> | <b>Response Total</b> |
| Regularly  |         |   | 27.5%                   | 30                    |
| Very rarely  |         |   | 15.6%                   | 17                    |
| Occasionally   |         |   | 7.3%                    | 8                     |
| I believe that dog fouling is an issue in Eastbourne |         |   | 7.3%                    | 8                     |

**5. Approximately how often have you witnessed dog-related nuisance or annoyance in Eastbourne?**





|  |   | <b>Response Percent</b> | <b>Response Total</b> |
|--|---|-------------------------|-----------------------|
|  | I believe that the majority of dog owners are responsible | 6.4%                    | 7                     |
|  | In the summer   | 1.8%                    | 2                     |
|  | Other   | 24.7%                   | 27                    |

**6. What impact has dog-related nuisance or annoyance had on you?**

We are asking this question so we can gain a better understanding of the impact of dog-related nuisance or annoyance on our residents.

|  | <b>Comments (common themes)</b>  | <b>Response Percent</b> | <b>Response Total</b> |
|--|--|-------------------------|-----------------------|
|  | Feeling of nuisance / annoyance for myself or another person   | 16%                     | 54                    |
|  | Feeling fearful / distressed for myself or another person  | 15.4%                   | 52                    |
|  | Impacting on the enjoyment of the area   | 13.6%                   | 46                    |
|  | Feeling nervous / anxious for myself or another person   | 11.2%                   | 38                    |
|  | I believe that it upsets or has an impact on others  | 8.9%                    | 30                    |
|  | It impacts on my quality of life   | 6.2%                    | 21                    |
|  | It impacts on the cleanliness or hygiene of myself or another person e.g. as a result of dog fouling | 4.1%                    | 14                    |
|  | Other  | 23.4%                   | 79                    |

**7. How long have you been witnessing dog-related nuisance or annoyance in Eastbourne?**




|   |                            |   | <b>Response Percent</b> | <b>Response Total</b> |
|---|----------------------------|---|-------------------------|-----------------------|
| 1 | A number of years          |  | 77.64%                  | 257                   |
| 2 | Within the last 12 months  |  | 19.03%                  | 63                    |
| 3 | Within the last few weeks  |  | 1.21%                   | 4                     |
| 4 | Within the last seven days |  | 2.11%                   | 7                     |
|   |                            |   | answered                | 331                   |
|   |                            |   | skipped                 | 880                   |

**8. The proposed 'Dog Ban' order aims to tackle dog-related nuisance or annoyance by making it an offence for anyone in charge of a dog to let their dog enter or remain on any part of a restricted area, unless: they have a reasonable excuse for doing so the owner, occupier or authority with control of the land has given their consent.**

Failure to comply with the order could result in maximum fine of £1000.

Exemptions apply to dogs trained to support people with a disability, including guide dogs and hearing dogs for the deaf.

Do you think that the proposed order will help to tackle dog-related nuisance or annoyance in Eastbourne?

|  |            |   | <b>Response Percent</b> | <b>Response Total</b> |
|--|------------|---|-------------------------|-----------------------|
| 1  | Yes        |  | 21.56%                  | 240                   |
| 2  | No         |  | 70.62%                  | 786                   |
| 3  | Don't know |  | 7.82%                   | 87                    |
|  |            |   | answered                | 1113                  |
|  |            |   | skipped                 | 98                    |
| <b>Comments (common themes)</b>  |            |   | <b>Response Percent</b> | <b>Response Total</b> |
| This will penalise responsible dog owners as irresponsible owners will not take any notice |            |   | 16.8%                   | 75                    |
| The proposal needs to be enforced to effectively make a difference                         |            |   | 9.6%                    | 43                    |



**8.** The proposed 'Dog Ban' order aims to tackle dog-related nuisance or annoyance by making it an offence for anyone in charge of a dog to let their dog enter or remain on any part of a restricted area, unless: they have a reasonable excuse for doing so the owner, occupier or authority with control of the land has given their consent.

Failure to comply with the order could result in maximum fine of £1000.

Exemptions apply to dogs trained to support people with a disability, including guide dogs and hearing dogs for the deaf.




Do you think that the proposed order will help to tackle dog-related nuisance or annoyance in Eastbourne?

|   | <b>Response Percent</b> | <b>Response Total</b> |
|---|-------------------------|-----------------------|
| I have never witnessed dog nuisance                 | 9.2%                    | 41                    |
| I have concerns that the order will not be enforced | 8.9%                    | 40                    |
| I disagree with the dog ban                         | 8.7%                    | 39                    |
| I believe the proposals will not help               | 8.5%                    | 38                    |
| I believe the proposals will help                   | 8.3%                    | 37                    |
| This issue could be dealt with in another way       | 6.7%                    | 30                    |
| I agree with the dog ban                            | 4.7%                    | 21                    |
| Dogs are not the problem                            | 4.3%                    | 19                    |
| I believe that the proposals do not go far enough   | 4.0%                    | 18                    |
| Other   | 10.3%                   | 46                    |

9. In Eastbourne, dogs are currently banned from: children’s playgrounds Devonshire Park the picnic area in Sovereign Park, and on the beach between the pier and Wish Tower in the summer months (1 May to 30 September).

The proposals would include an additional ban on the beach between the Wish Tower and the Holywell Café between 1 May to 30 September.

Do you agree with this proposal?

|   |            |   | <b>Response Percent</b> | <b>Response Total</b> |
|---|------------|---|-------------------------|-----------------------|
| 1 | Yes        |  | 25.71%                  | 289                   |
| 2 | No         |  | 72.86%                  | 819                   |
| 3 | Don't know |  | 1.42%                   | 16                    |
|   |            |   | answered                | 1124                  |
|   |            |   | skipped                 | 87                    |



Please tell us why this is:

|  | <b>Comments (common themes)</b>  | <b>Response Percent</b> | <b>Response Total</b> |
|--|--|-------------------------|-----------------------|
|  | I disagree with this proposal  | 39%                     | 264                   |
|  | I agree with this proposals  | 9.3%                    | 63                    |
|  | I believe that the current measures should remain the same                 | 5.6%                    | 38                    |
|  | I believe that the proposals will prevent people for enjoying the area     | 4%                      | 27                    |
|  | I believe that the proposals should be extended further along the seafront | 3%                      | 22                    |
|  | I believe that other anti-social behaviour is being committed in this area | 2.7%                    | 18                    |
|  | I believe that the proposals will have a negative impact on Eastbourne     | 2.1%                    | 14                    |
|  | I believe that the proposals should be extended to all year round          | 1.5%                    | 10                    |
|  | Other  | 32.8%                   | 223                   |

**10. Do you have any other comments on the proposed Dog Ban order for Eastbourne?**

| <b>Comments (common themes)</b>   |  | <b>Response Percent</b> | <b>Response Total</b> |
|---|--|-------------------------|-----------------------|
| I disagree with this proposal   |  | 63%                     | 310                   |
| I agree with this proposals   |  | 10.8%                   | 53                    |
| I believe that responsible dog owners would be punished for the actions of a few people                       |  | 7.5%                    | 37                    |
| I believe that there needs to be sufficient enforcement if the proposals are to work                          |  | 4.5%                    | 22                    |
| I believe that the proposals should include other areas or don't go far enough                                |  | 4.3%                    | 21                    |
| I believe that there are other anti-social behaviour issues that need addressing                              |  | 3.5%                    | 17                    |
| I believe that there are other powers available to the Council to deal with dog related nuisance or annoyance |  | 2.8%                    | 14                    |
| I believe that more dog fouling bins should be provided instead of this proposal                              |  | 1.6%                    | 8                     |
| I believe that there should be great fines or punishments for offenders                                       |  | 1.6%                    | 8                     |
| I believe that signage around dog walking areas should be improved  |  | 0.4%                    | 2                     |
|   |  |                         |                       |




**2. Would you like to comment on the proposed 'Dog on Lead' Eastbourne Public Spaces Protection Order?**

|   |     | <b>Response Percent</b>   | <b>Response Total</b> |
|---|-----|---|-----------------------|
| 1 | Yes |  | 74.16%<br>815         |
| 2 | No  |  | 25.84%<br>284         |
|   |     | answered  | 1099                  |
|   |     | skipped   | 112                   |

**12.** The proposed 'Dog on Lead' order aims to tackle dog-related nuisance or annoyance by making it an offence for anyone to not keep their dog on a lead in any part of the restricted areas, unless: • they have a reasonable excuse for doing so, or • the owner, occupier or authority with control of the land has given their consent.

Failure to comply with the order could result in maximum fine of £1000. Exemptions apply to dogs trained to support people with a disability, including guide dogs and hearing dogs for the deaf.

Do you think that the proposed order will help to tackle dog-related nuisance or annoyance in Eastbourne?




|                                 |  |   | <b>Response Percent</b> | <b>Response Total</b> |
|---------------------------------|--|---|-------------------------|-----------------------|
| 1                               | Yes  |  | 33.17%                  | 276                   |
| 2                               | No   |  | 58.29%                  | 485                   |
| 3                               | Don't know   |  | 8.53%                   | 71                    |
|                                 |  |   | answered                | 832                   |
|                                 |  |   | skipped                 | 379                   |
| <b>Comments (common themes)</b> |  |   | <b>Response Percent</b> | <b>Response Total</b> |
|                                 | I disagree with the proposal   |   | 27.8%                   | 98                    |
|                                 | I believe that the proposal will need effective enforcement to work properly |   | 16.8%                   | 59                    |
|                                 | I agree with the proposal  |   | 15.6%                   | 55                    |
|                                 | I believe that people won't pay attention to the order                       |   | 11.9%                   | 42                    |
|                                 | I believe that the proposal should be extended                               |   | 0.9%                    | 3                     |
|                                 | Other comments   |   | 24.1%                   | 85                    |

**13.** The proposed ‘dog on lead’ order means that dogs must be kept on leads at all times within specified areas such as parks, gardens and cemeteries throughout the year and the seafront during the summer months.

Our proposal is to add a number of new areas where a dog would be required to be kept on a lead. These are:

- The public walkways around Sovereign Harbour Marina;
- The Western Parade from Holywell Café area to the Wish Tower;
- The Middle Parade from the Holywell Café area to the wish Tower




Do you agree with our proposal to add the public walkways around Sovereign Harbour Marina to the existing order?

|   |            |   | <b>Response Percent</b> | <b>Response Total</b> |
|---|------------|---|-------------------------|-----------------------|
| 1 | Yes        |  | 82.75%                  | 235                   |
| 2 | No         |  | 12.68%                  | 36                    |
| 3 | Don't know |  | 4.58%                   | 13                    |
|   |            |   | answered                | 284                   |
|   |            |   | skipped                 | 927                   |

Please tell us why this is:

|  |   | <b>Response Percent</b> | <b>Response Total</b> |
|--|---|-------------------------|-----------------------|
|  | <b>Comments (common themes)</b>   |                         |                       |
|  | I support this proposal   | 47.1%                   | 56                    |
|  | I believe that the proposals will help keep people safe                   | 9.2%                    | 11                    |
|  | I believe that the boundaries of the proposals should be extended         | 9.2%                    | 11                    |
|  | I'm against this proposal   | 9.2%                    | 11                    |
|  | I believe that dog fouling is a problem in this area and needs addressing | 5.9%                    | 7                     |
|  | I believe that the proposal needs effective enforcement for it to work    | 1.7%                    | 2                     |
|  | Other comments  | 12.6%                   | 15                    |




**14. Do you agree with our proposal to add the Western Parade from Holywell Café area to the Wish Tower to the existing order?**

|   |            |   | <b>Response Percent</b> | <b>Response Total</b> |
|---|------------|---|-------------------------|-----------------------|
| 1 | Yes        |  | 80.84%                  | 232                   |
| 2 | No         |  | 15.68%                  | 45                    |
| 3 | Don't know |  | 3.48%                   | 10                    |
|   |            |   | answered                | 287                   |
|   |            |   | skipped                 | 924                   |

Please tell us why this is:

| <b>Comments (common themes)</b>   |  | <b>Response Percent</b> | <b>Response Total</b> |
|---|--|-------------------------|-----------------------|
| I support this proposal   |  | 51%                     | 49                    |
| I'm against this proposal   |  | 18.8%                   | 18                    |
| I believe that this is a busy area and it is used by a number of residents                |  | 8.3%                    | 8                     |
| I believe that there's a problem with irresponsible dog owners in this area               |  | 5.2%                    | 5                     |
| I believe that the proposal will make the area more accessible and friendly for residents |  | 2.1%                    | 2                     |
| I believe that the proposal should be extended  |  | 2.1%                    | 2                     |
| I believe that the proposal would require effective enforcement to work                   |  | 1.4%                    | 1                     |
| Other   |  | 18.8%                   | 18                    |

**15. Do you agree with our proposal to add the Middle Parade from the Holywell Café area to the wish Tower to the existing order?**

|   |            |   | <b>Response Percent</b> | <b>Response Total</b> |
|---|------------|---|-------------------------|-----------------------|
| 1 | Yes        |  | 76.92%                  | 210                   |
| 2 | No         |  | 19.41%                  | 53                    |
| 3 | Don't know |  | 3.66%                   | 10                    |
|   |            |   | answered                | 273                   |
|   |            |   | skipped                 | 938                   |




**15. Do you agree with our proposal to add the Middle Parade from the Holywell Café area to the wish Tower to the existing order?**

|   |  | <b>Response Percent</b> | <b>Response Total</b> |
|---|--|-------------------------|-----------------------|
| Please tell us why this is:                                   |  |                         |                       |
| <b>Comments (common themes)</b>                               |  | <b>Response Percent</b> | <b>Response Total</b> |
| Comments in favour of the proposal                            |  | 25%                     | 18                    |
| Comments against the proposal                                 |  | 9.7%                    | 7                     |
| Dogs will be penalised by the proposal                        |  | 6.9%                    | 5                     |
| Dogs should be on a lead as it's a popular area for residents |  | 6.9%                    | 5                     |
| Dogs should be kept on a lead in all public places            |  | 2.8%                    | 2                     |
| The proposal would need to be effectively enforced to work    |  | 1.4%                    | 1                     |
| Other   |  | 47.2%                   | 34                    |

**16. Do you have any other comments on the proposed the Dog on Lead order for Eastbourne?**

| <b>Comments (common themes)</b>   | <b>Response Percent</b> | <b>Response Total</b> |
|---|-------------------------|-----------------------|
| I believe that the proposals will need to be effectively enforced to work properly      | 27.8%                   | 25                    |
| I believe that dog owners should not be allowed to use extendible leads                 | 20%                     | 18                    |
| I believe that the boundaries of the proposals are not extensive enough                 | 16.7%                   | 15                    |
| I believe that dogs should be kept on leads at all times                                | 13.3%                   | 12                    |
| I am in favour of the proposals   | 10%                     | 9                     |
| I believe that dog owners are being penalised for the actions of the minority of owners | 6.7%                    | 6                     |
| Other comments  | 27.7%                   | 25                    |

**17. Are you responding as an individual or an organisation?**











|   |                         |  | <b>Response Percent</b> | <b>Response Total</b> |
|---|-------------------------|--|-------------------------|-----------------------|
| 1 | Individual              |  | 97.72%                  | 558                   |
| 2 | Organisation            |   | 0.35%                   | 2                     |
| 3 | Other (please specify): |   | 1.93%                   | 11                    |
|   |                         |  | answered                | 571                   |
|   |                         |  | skipped                 | 640                   |

**18. What is the name of your organisation?**

|                  |  |  | <b>Response Percent</b> | <b>Response Total</b> |
|------------------|--|--|-------------------------|-----------------------|
| <b>Comments:</b> |  |  | 100.00%                 | 10                    |
| 1                | Victoria Quay Management co ltd (Macquarie Quay) |  |                         |                       |
| 2                | n/a  |  |                         |                       |
| 3                | Savoy Court Hotel                                |  |                         |                       |
| 4                | n/a  |  |                         |                       |
| 5                | Old town fb group                                |  |                         |                       |
| 6                | n/a  |  |                         |                       |
| 7                | n/a  |  |                         |                       |
| 8                | The Friends of Meads Parks and Gardens           |  |                         |                       |
| 9                | n/a  |  |                         |                       |
| 10               | Eastbourne Access Group                          |  |                         |                       |
|                  |  |  | answered                | 10                    |
|                  |  |  | skipped                 | 1201                  |



## 20. Where in Eastbourne do you live?

|    |   |   | Response Percent | Response Total |
|----|---|---|------------------|----------------|
| 1  | Devonshire (Bourne, Princes Park, Redoubt)                            |    | 8.44%            | 47             |
| 2  | Hampden Park (Hampden Park Village, Highfield, Willingdon Trees East) |    | 5.21%            | 29             |
| 3  | Langney (Birds Estate, Hide Hollow, Shinewater)                       |    | 6.28%            | 35             |
| 4  | Meads (Devonshire Park, Meads Village)                                |    | 11.67%           | 65             |
| 5  | Old Town (Downside, Motcombe, Ocklynge)                               |    | 23.52%           | 131            |
| 6  | Ratton (Ratton Village, Rodmill, West Willingdon Trees)               |    | 4.85%            | 27             |
| 7  | Sovereign (Langney Point, North Harbour, South Harbour)               |  | 15.26%           | 85             |
| 8  | St Anthony's (Langney Village, Roselands, South Langney)              |  | 5.75%            | 32             |
| 9  | Upperton (Gildredge, Hartfield, Tutts Barn)                           |  | 5.57%            | 31             |
| 10 | Somewhere else (please specify):                                      |  | 13.46%           | 75             |
|    |   |   | answered         | 557            |
|    |   |   | skipped          | 654            |

## Equality monitoring data

| 21. What is your age? |                   |  | Response Percent | Response Total |
|-----------------------|-------------------|--|------------------|----------------|
| 1                     | Under 18          |  | 0.18%            | 1              |
| 2                     | 18 - 24           |  | 2.16%            | 12             |
| 3                     | 25 - 34           |  | 10.79%           | 60             |
| 4                     | 35 - 44           |  | 19.24%           | 107            |
| 5                     | 45 - 54           |  | 26.08%           | 145            |
| 6                     | 55 - 64           |  | 20.50%           | 114            |
| 7                     | 65 - 74           |  | 17.45%           | 97             |
| 8                     | 75 +              |  | 2.16%            | 12             |
| 9                     | Prefer not to say |  | 1.44%            | 8              |
|                       |                   |  | answered         | 556            |
|                       |                   |  | skipped          | 655            |

| 22. What is your ethnic group? |                            |  | Response Percent | Response Total |
|--------------------------------|----------------------------|--|------------------|----------------|
| 1                              | English                    |  | 89.74%           | 481            |
| 2                              | Other British              |  | 3.73%            | 20             |
| 3                              | Irish                      |  | 0.37%            | 2              |
| 4                              | Any Other White background |  | 2.99%            | 16             |
| 5                              | White and Black Caribbean  |  | 0.19%            | 1              |
| 6                              | White and Black African    |  | 0.19%            | 1              |
| 7                              | White and Asian            |  | 0.00%            | 0              |
| 8                              | Any Other Mixed background |  | 0.00%            | 0              |
| 9                              | Indian                     |  | 0.19%            | 1              |
| 10                             | Pakistani                  |  | 0.37%            | 2              |

## 22. What is your ethnic group?

|    |                              |   | Response Percent | Response Total |
|----|------------------------------|---|------------------|----------------|
| 11 | Bangladeshi                  | █ | 0.19%            | 1              |
| 12 | Chinese                      | █ | 0.37%            | 2              |
| 13 | Any Other Asian background   | █ | 0.37%            | 2              |
| 14 | Caribbean                    | █ | 0.19%            | 1              |
| 15 | African                      |   | 0.00%            | 0              |
| 16 | Any Other Black background   |   | 0.00%            | 0              |
| 17 | Arab                         | █ | 0.37%            | 2              |
| 18 | Gypsy/Romany/Irish Traveller |   | 0.00%            | 0              |
| 19 | Any Other                    | █ | 0.75%            | 4              |
|    |                              |   | answered         | 536            |
|    |                              |   | skipped          | 675            |




## 23. What is your nationality?

| Comments (common themes): |  | Response Percent | Response Total |
|---------------------------|--|------------------|----------------|
| British                   |  | 75.6%            | 385            |
| English                   |  | 17.5%            | 89             |
| United Kingdom            |  | 2.8%             | 14             |
| European                  |  | 0.8%             | 4              |
| Scottish                  |  | 0.6%             | 3              |
| German                    |  | 0.4%             | 2              |
| American                  |  | 0.2%             | 1              |
| Belgian                   |  | 0.2%             | 1              |
| Canadian                  |  | 0.2%             | 1              |
| French                    |  | 0.2%             | 1              |
| Lithuanian                |  | 0.2%             | 1              |
| Norwegian                 |  | 0.2%             | 1              |
| Polish                    |  | 0.2%             | 1              |



### 23. What is your nationality?

|  |                      |      |   |
|--|----------------------|------|---|
|  | Preferred not to say | 0.2% | 1 |
|  | Did not say          | 0.8% | 4 |







### 24. Do you have a long-term health problem or disability?

|   |                   |   | Response Percent | Response Total |
|---|-------------------|---|------------------|----------------|
| 1 | Yes               |  | 14.10%           | 77             |
| 2 | No                |  | 80.22%           | 438            |
| 3 | Prefer not to say |  | 5.68%            | 31             |
|   |                   |   | answered         | 546            |
|   |                   |   | skipped          | 665            |

### 25. What is your gender?

|   |        |   | Response Percent | Response Total |
|---|--------|---|------------------|----------------|
| 1 | Male   |  | 32.71%           | 176            |
| 2 | Female |  | 67.29%           | 362            |
|   |        |   | answered         | 538            |
|   |        |   | skipped          | 673            |

### 26. What is your sexual orientation?

|   |                          |   | Response Percent | Response Total |
|---|--------------------------|---|------------------|----------------|
| 1 | Bisexual                 |  | 1.54%            | 8              |
| 2 | Gay man                  |  | 1.54%            | 8              |
| 3 | Gay woman or lesbian     |  | 1.16%            | 6              |
| 4 | Heterosexual or straight |  | 75.29%           | 390            |
| 5 | Prefer not to say        |  | 15.25%           | 79             |
| 6 | Other (please specify):  |  | 5.21%            | 27             |
|   |                          |   | answered         | 518            |

**26. What is your sexual orientation?**

|  | <b>Response Percent</b> | <b>Response Total</b> |
|--|-------------------------|-----------------------|
|  | skipped                 | 693                   |

**27. What is your religion?**

|    |                         | <b>Response Percent</b> | <b>Response Total</b> |
|----|-------------------------|-------------------------|-----------------------|
| 1  | What is your religion?  | 0.38%                   | 2                     |
| 2  | No religion             | 37.21%                  | 195                   |
| 3  | Christian               | 41.03%                  | 215                   |
| 4  | Buddhist                | 0.57%                   | 3                     |
| 5  | Hindu                   | 0.00%                   | 0                     |
| 6  | Jewish                  | 0.57%                   | 3                     |
| 7  | Muslim                  | 0.95%                   | 5                     |
| 8  | Sikh                    | 0.00%                   | 0                     |
| 9  | Prefer not to say       | 14.89%                  | 78                    |
| 10 | Other (please specify): | 4.39%                   | 23                    |
|    |                         | answered                | 524                   |
|    |                         | skipped                 | 687                   |