



Lewes District Council

# Consultation on Lewes District Council Corporate Plan 2020-2024: Consultation Report

March 2020

## Contents

Background .....	2
How we consulted.....	2
Who responded .....	2
Key findings .....	2
Delivering what matters to you and getting it right first time.....	3
Sustainability and Climate Change.....	3
Building community wealth .....	3
Affordable Housing .....	3
Be an open and transparent council that works for you .....	3
Customer Service Charter: Our promise to you.....	3
Feedback received by email.....	3
Changes made to the plan following consultation .....	4
Next steps .....	4
Summary of survey responses .....	4

## Background

From 16 January to Wednesday 19 February 2020 Lewes District Council invited comments on the draft Lewes District Corporate Plan 2020-2024.

We would like to thank all everyone who took the time to send us their comments and who completed the consultation survey.

Feedback received through the consultation was shared with Cabinet members and a revised plan was taken to Full Council on Monday 24 January 2020 for consideration.

The Lewes District Council Corporate Plan sets out the council's vision and ambitions for the coming four years and the principles that will guide the organisation. It aims to:

Shape the way we work

- Set our vision for the future of the district.
- Explain our focus areas.
- Help us support a good quality of life for our residents.

## How we consulted

- We carried out a public consultation 16 January to Wednesday 19 February 2020.
- We published a page on the council website which included a link to the plan.
- We provided an online survey for respondents to structure their feedback and made the offer of providing paper copies of this on request.
- We also offered the consultation information in different languages and formats.
- We publicised the consultation through the local media, our social media channels, via the council's website, by email to the council's consultation mailing list and directly to key stakeholder groups.

## Who responded

- 61 people responded to the online survey. 13 responded via email.
- 85.45% of the online responses were as residents of Lewes District.
- 14 organizations responded, including 5 parish councils and 1 parish councillor.

## Key findings

The survey asked 'How much do you agree or disagree with the guiding principles of the plan?' Responses showed high levels of agreement with over 80% either agreeing or strongly agreeing for 3 themes. The affordable homes theme elicited the lowest level of agreement (76%) with a number of comments on developments in Peacehaven. The community wealth theme had the highest agreement response (92%).

The survey asked for comments on the individual themes summarized below.

### **Delivering what matters to you and getting it right first time**

- 33 comments including 10 positive 2 negative
- 7 comments related to concerns with ease of communication with council
- 5 showed a concern with feasibility of implementing the plan

### **Sustainability and Climate Change**

- 35 comments including 13 positive 4 negative.
- 6 related to concerns around transport. There were also concerns over flooding, in particular management of the Cuckmere.

### **Building community wealth**

- 28 comments including 9 positive 3 negative.
- 2 comments referred to a need for measurable outcomes.
- Other comments referred to specific suggestions (e.g. voluntary sector, parking, and commercial development space).

### **Affordable Housing**

- 39 comments including 12 positive 5 negative.
- 4 comments referred to concerns with the role of developers.
- Other comments referred to concerns with infrastructure, homelessness and costing.

### **Be an open and transparent council that works for you**

- 23 comments including 7 positive 6 negative.
- 3 related to communication with council, 2 to a need for outcomes and targets.

### **Customer Service Charter: Our promise to you**

- 18 comments including 8 positive 1 negative.
- 4 comments referred to concerns with implementation and also a need for measurable outcomes.

### **Feedback received by email**

We received 14 email responses from both individuals and organizations. The organizations that responded were:

- South Downs National Park Authority
- Sussex Wildlife Trust
- Eastbourne Hailsham and Seaford Clinical Commissioning Group and High Weald Lewes Havens Clinical Commissioning Group
- The Environment Agency
- Chailey Parish
- Rodmell Parish
- Lewes Living Wage

In general, the sustainability and climate change theme was positively received. There were detailed suggestions on terminology and on what could be added to the proposals (e.g. rewilding). In the housing theme the use of the word 'affordable' was queried by a number of respondents and concerns expressed over infrastructure provision in relation to building new homes. In addition, one response highlighted the opportunities for partnership working with the NHS to increase well-being. There were also comments on the need for quantifiable outcomes.

## **Changes made to the plan following consultation**

As a result of your feedback, a number of changes were made including:






- a) Language: We simplified the language and made it more consistent. For example, we refer to net zero carbon throughout.
- b) We included greenhouse gas emissions and rewilding in the Sustainability page.
- c) Outcomes: We changed this to goals as this document is about the direction of travel for the next 4 years. We explained how we will develop measurable outcomes. Partly how we measure progress and demonstrate this to you will be through our quarterly corporate performance reports and the performance indicators contained within these.
- d) Lewes living wage was corrected to real living wage.
- e) Delivering homes became our main housing page- affordable housing is a key element of this.
- f) We added a reference to supporting communities in maintaining up to date Neighbourhood plans.
- g) We added reference to privacy and GDPR.
- h) We deleted association of young people with antisocial behaviour (ASB).

## **Next steps**

The findings were presented to Cabinet members and where appropriate, changes were made to the plan. It was submitted to Full Council for approval on 24<sup>th</sup> February. Suggestions of a more detailed nature will be looked at when more operational plans are set.

## **Summary of survey responses**

## 1. How are you responding to this consultation?

			Response Percent	Response Total
1	A resident of Lewes district		85.45%	47
2	As a tenant or leaseholder of Lewes District Council		1.82%	1
3	A business owner in the district		1.82%	1
4	As a representative of an organisation or group (please specify below)		9.09%	5
5	Other (please specify):		1.82%	1
			answered	55
			skipped	6

Other (please specify): (1)

1 A Parish Councillor (Hamsey)

Name of organisation or group (if you have selected this option above) (8)

2 Let's Do Business Group

3 Peace Community Centre

4 Havens Community Hub CIC

5 Hamsey PC










6 Newick Parish Council

7 Newhaven Town Council




## 1. How are you responding to this consultation?

		Response Percent	Response Total
8	Transition Town Lewes		

## 2. Where in Lewes district do you live?

			Response Percent	Response Total
1	Lewes		34.00%	17
2	Newhaven		6.00%	3
3	Peacehaven		16.00%	8
4	Telscombe Cliffs		6.00%	3
5	Saltdean		4.00%	2
6	Seaford		22.00%	11
7	Barcombe		0.00%	0
8	Bishopstone		2.00%	1
9	Chailey		0.00%	0
10	Denton		2.00%	1
11	Ditchling		2.00%	1
12	East Chiltington		0.00%	0
13	Falmer		0.00%	0
14	Firle		0.00%	0
15	Glynde		0.00%	0

## 2. Where in Lewes district do you live?

			Response Percent	Response Total
16	Hamsey		0.00%	0
17	Iford		2.00%	1
18	Kingston		0.00%	0
19	Newick		2.00%	1
20	Offham		2.00%	1
21	Piddinghoe		0.00%	0
22	Plumpton		0.00%	0
23	Ringmer		0.00%	0
24	Rodmell		0.00%	0
25	Southeast		0.00%	0
26	South Heighton		0.00%	0
27	Streat		0.00%	0
28	Tarring Neville		0.00%	0
29	Telscombe Village		0.00%	0
30	Westmeston		0.00%	0
31	Wivelsfield		0.00%	0
32	Somewhere else (please specify):		0.00%	0

**3. Delivering what matters to you and getting it right first time** You can view this section of the plan here: [LDC Corporate Plan - page 3](#) Please tell us below if you have any comments on this section of the plan.

		Response Percent	Response Total
1	Open-Ended Question	100.00%	34
		skipped	27

**Comment themes and frequency**

- Generally positive comments - 6
- Please call us citizens not customers - 1
- Communicating with council especially website difficult - 6
- Querying feasibility of implementation - 4
- Feasible plan - 1
- Hold developers accountable for affordable housing - 1
- Management of waterways - 1
- Plan is unnecessary - 2
- Problems with public toilets - 1
- Long grass - 1

**4. Sustainability and Climate Change: A carbon neutral and climate-resilient council and district by 2030** You can view this section of the plan here: [LDC Corporate Plan - page 4](#) Please tell us below if you have any comments on this section of the plan.

		Response Percent	Response Total
1	Open-Ended Question	100.00%	36
		answered	36
		skipped	25



**4. Sustainability and Climate Change: A carbon neutral and climate-resilient council and district by 2030** You can view this section of the plan here: [LDC Corporate Plan - page 4](#) Please tell us below if you have any comments on this section of the plan.

	Response Percent	Response Total
<b>Comment themes and frequency</b>		
Generally positive comments - 13		
Waterway management at Cuckmere - 1		
improve biodiversity through management practices - 1		
Plan didn't mention working with existing groups - 1		
Please explain some terms such as carbon neutrality - 1		
Related to need to traffic problems and need improve transport including EV charging - 6		
This is not achievable - 3		

**5. Building community wealth: a sustainable economy that enables a fairer place to live and work** You can view this section of the plan here: [LDC Corporate Plan - page 5](#) Please tell us below if you have any comments on this section of the plan.

	Response Percent	Response Total
1 Open-Ended Question	100.00%	29

**5. Building community wealth: a sustainable economy that enables a fairer place to live and work** You can view this section of the plan here: [LDC Corporate Plan - page 5](#) Please tell us below if you have any comments on this section of the plan.

	<b>Response Percent</b>	<b>Response Total</b>
	answered	29
	skipped	32
<b>Comment themes and frequency</b>		
Generally positive comments - 9		
Positive about living wage - 2		
Please mention local jobs for young people - 1		
Not realistic - 2		
Problems with reality of 'affordable'; housing, including cost of rented property - 1		
Unclear about meaning of 'stewardship of public land' - 1		
Too much emphasis on economy not enough on community - 1		
Don't build on flood plains and green space - 1		
Need for infrastructure alongside housing - 1		
Need for targets and measures - 2		
Generally negative comments - 2		

**6. Affordable Housing: Build warmer, better homes that people can afford to live in** You can view this section of the plan here: [LDC Corporate Plan - page 6](#) Please tell us below if you have any comments on this section of the plan.

		<b>Response Percent</b>	<b>Response Total</b>
1	Open-Ended Question	100.00%	40
		answered	40
		skipped	21
<b>Comment themes and frequency</b>			
Generally positive comments - 12			
Concerns with affordability of affordable homes including rental property - 7			
Concerns about homeless/ provide a hostel - 2			
Where will development take place e.g. in the SDNP? 3			
Stand up to developers and ensure they build affordable housing 4			
No more building in Peacehaven 3			
Concern that infrastructure keeps up with housebuilding 2			
Need for costing 1			
Should use private sector 1			

**7. Be an open and transparent council that works for you** You can view this section of the plan here: [LDC Corporate Plan - page 7](#) Please tell us below if you have any comments on this section of the plan.

		<b>Response Percent</b>	<b>Response Total</b>
1	Open-Ended Question	100.00%	28
		answered	28
		skipped	33
<b>Comment themes and frequency</b>			
Over reliance on online communication and contractibility issues - 3			
Sceptical about delivery - 1			
Need for outcomes/targets - 2			
Lack of transparency in council - 3			
Plan is unnecessary - 1			
Positive about engaging people - 2			
Generally positive comments - 7			

**8. Customer Service Charter: Our promise to you** You can view this section of the plan here: [LDC Corporate Plan - page 8](#) Please tell us below if you have any comments on this section of the plan.

		Response Percent	Response Total
1	Open-Ended Question	100.00%	23
		answered	23
		skipped	38
<b>Comment themes and frequency</b>			
Don't forget Peacehaven - 1			
Contractors must have same standards as council - 1			
Urge council to really make it happen - 3			
Negative comments - 1			
Needs measures - 1			






**9. How much do you agree or disagree with the guiding principles of the plan?**






	Strongly Agree	Agree	Disagree	Strongly Disagree	Don't know	Response Total
Delivering what matters to you and getting it right first time	45.1% (23)	43.1% (22)	2.0% (1)	7.8% (4)	2.0% (1)	51
Provide Leadership to the district on tackling climate emergency	41.2% (21)	41.2% (21)	5.9% (3)	5.9% (3)	5.9% (3)	51
Creating sustainable community wealth	41.2% (21)	51.0% (26)	0.0% (0)	7.8% (4)	0.0% (0)	51




**9. How much do you agree or disagree with the guiding principles of the plan?**





	<b>Strongly Agree</b>	<b>Agree</b>	<b>Disagree</b>	<b>Strongly Disagree</b>	<b>Don't know</b>	<b>Response Total</b>
Building homes that you can afford to live in	42.3% (22)	32.7% (17)	7.7% (4)	13.5% (7)	3.8% (2)	52
					answered	52
					skipped	9
Are there any other comments you would like to make about the draft plan? (20)						


**Matrix Charts**

<b>9.1. Delivering what matters to you and getting it right first time</b>			<b>Response Percent</b>	<b>Response Total</b>
1	Strongly Agree		45.1%	23
2	Agree		43.1%	22
3	Disagree		2.0%	1
4	Strongly Disagree		7.8%	4
5	Don't know		2.0%	1
			answered	51



9.2. Provide Leadership to the district on tackling climate emergency			Response Percent	Response Total
1	Strongly Agree		41.2%	21
2	Agree		41.2%	21
3	Disagree		5.9%	3
4	Strongly Disagree		5.9%	3
5	Don't know		5.9%	3
			answered	51

9.3. Creating sustainable community wealth			Response Percent	Response Total
1	Strongly Agree		41.2%	21
2	Agree		51.0%	26
3	Disagree		0.0%	0
4	Strongly Disagree		7.8%	4
5	Don't know		0.0%	0
			answered	51





9.4. Building homes that you can afford to live in			Response Percent	Response Total
1	Strongly Agree		42.3%	22
2	Agree		32.7%	17
3	Disagree		7.7%	4
4	Strongly Disagree		13.5%	7

9.4. Building homes that you can afford to live in			Response Percent	Response Total
5	Don't know		3.8%	2
			answered	52

11. Would you like to answer or skip the following questions about you? If you are responding on behalf of an organisation you can skip these questions.



			Response Percent	Response Total
1	Answer the questions		72.22%	39
2	Skip the questions		27.78%	15
			answered	54
			skipped	7

12. What is your age?



			Response Percent	Response Total
1	Under 18		0.00%	0
2	18 - 24		2.44%	1
3	25 - 34		0.00%	0
4	35 - 44		7.32%	3
5	45 - 54		12.20%	5
6	55 - 64		29.27%	12




### 12. What is your age?

			Response Percent	Response Total
7	65 – 74		41.46%	17
8	75 +		7.32%	3
9	Prefer not to say		0.00%	0
			answered	41
			skipped	20




### 13. What is your sex?

			Response Percent	Response Total
1	Male		46.34%	19
2	Female		53.66%	22
3	Other		0.00%	0
			answered	41
			skipped	20




### 14. What is your sexual orientation?

			Response Percent	Response Total
1	Bisexual		0.00%	0
2	Gay man		2.50%	1
3	Gay woman or lesbian		0.00%	0

#### 14. What is your sexual orientation?

			Response Percent	Response Total
4	Heterosexual or straight		80.00%	32
5	Prefer not to say		10.00%	4
6	Other (please specify):		7.50%	3
			answered	40
			skipped	21
Other (please specify): (3)				

#### 15. What is your ethnic group? Ethnic groups are defined by the 2011 census

			Response Percent	Response Total
1	English/Welsh/Scottish/Northern Irish/British		90.24%	37
2	Irish		2.44%	1
3	Gypsy or Irish Traveller		0.00%	0
4	Any Other White background		4.88%	2
5	White and Black Caribbean		0.00%	0
6	White and Black African		0.00%	0
7	White and Asian		0.00%	0
8	Any Other Mixed background		0.00%	0
9	Asian/Asian British		0.00%	0



**15. What is your ethnic group? Ethnic groups are defined by the 2011 census**

		Response Percent	Response Total
10	Indian	0.00%	0
11	Pakistani	2.44%	1
12	Bangladeshi	0.00%	0
13	Chinese	0.00%	0
14	Any Other Asian background	0.00%	0
15	African	0.00%	0
16	Caribbean	0.00%	0
17	Any Other Black/African/Caribbean background	0.00%	0
18	Arab	0.00%	0
19	Any Other Ethnic Group (please specify):	0.00%	0
		answered	41
		skipped	20

**16. Are your day-to-day activities limited because of a health problem or disability which has lasted, or is expected to last, at least 12 months?**

		Response Percent	Response Total
1	Yes, limited a lot	2.44%	1

**16. Are your day-to-day activities limited because of a health problem or disability which has lasted, or is expected to last, at least 12 months?**

			<b>Response Percent</b>	<b>Response Total</b>
2	Yes, limited a little		21.95%	9
3	No		75.61%	31
			answered	41
			skipped	20