

# Landport playgrounds survey

## Summary of responses – April 2023

### Contents

Background .....	1
1. Which playground are you responding about? .....	2
2. How old are you? Select all that apply. ....	2
3. What do you like most about the playgrounds in Landport? .....	3
4. What do you like least about the playgrounds Landport? .....	3
5. If you ever visit other playgrounds, which to you go to and what do you like about them? .....	4
6. When you visit a playground what are your favourite types of equipment? Select all that apply to you. ....	5
7. What would you like to see more of in your area? Select all that apply to you. ....	7
8. Do you have any other comments? .....	9

### Background

From Monday 16 January to Tuesday 28 February 2023, we carried out a survey to help understand what local people would like to see at two playgrounds in Landport, Lewes.

These were the playgrounds at Landport Recreation Ground (the bigger playground) and De La Warr Green (the smaller playground).

The survey was available online and promoted through a range of council communications channels. We also made paper copies available to pick up and drop off at the Tenants Resource Centre in Landport, and at the council offices at Southover House in Lewes.




This report gives a summary of the responses we received.

We will include feedback to the survey in the information we give potential suppliers when we go out to tender for the work to improve these playgrounds.






We thank everyone who responded to this survey and everyone who helped spread the word to their friends, families and wider networks.

For more information on our work to improve playgrounds across the entire district visit [makingadifferenceinlewesdistrict.com](http://makingadifferenceinlewesdistrict.com)

## 1. Which playground are you responding about?

Answer Choices			Response Percent	Response Total
1	Landport Recreation Ground playground (the larger playground)		23.16%	22
2	De La Warr Green playground (the smaller playground)		5.26%	5
3	Both		71.58%	68
			answered	95
			skipped	1

## 2. How old are you? Select all that apply.

Answer Choices			Response Percent	Response Total
1	0-6		13.54%	13
2	7-11		17.71%	17
3	12-18		12.50%	12
4	An adult answering for a young person in my care		65.63%	63
5	Other (please state)		14.58%	14
			answered	96
			skipped	0

Other (please state) (14 comments)

A resident - 11

Chair of Lewes Area Access Group - 2

## 2. How old are you? Select all that apply.

A local councillor - 1

## 3. What do you like most about the playgrounds in Landport?

Answer Choices		Response Percent	Response Total
1	Open-Ended Question (comment themes below)	100.00%	92
1	Green / natural space - 29 (comments)		
2	Zip line - 20		
3	Climbing frame / spider web / assault course - 19		
4	It's near where I live - 18		
5	Skatepark - 18		
6	Good for small children - 12		
7	The field is good for football etc - 11		
8	Good for older kids - 9		
9	Cycle track - 5		
10	Monkey bars - 5		
11	Disabled access - 2		
12	Seating - 2		
		answered	92
		skipped	4

## 4. What do you like least about the playgrounds Landport?

Answer Choices		Response Percent	Response Total
1	Open-Ended Question (comment themes below)	100.00%	92
1	Equipment needs improving or repairing – 53 comments		
2	Litter or cleansing issues - 36		

#### 4. What do you like least about the playgrounds Landport?

3	Anti-social behaviour issues – 22		
4	Equipment for older children needed - 12		
5	Not enough seating or bins - 9		
6	Equipment for younger children needed – 8		
7	Accessibility issues - 6		
8	Space wasted - 5		
9	Safety Issues - 4		
10	Toilets needed - 2		
		answered	92
		skipped	4











#### 5. If you ever visit other playgrounds, which to you go to and what do you like about them?

Answer Choices		Response Percent	Response Total
1	Open-Ended Question (comment themes below)	100.00%	88
1	<b>Other playgrounds visited</b>		
2	Neville Green – 28		
3	Peacehaven 'Big Park' – 11		
4	Priory Park - 12		
5	Malling - 9		
6	Pells - 6		
7	Ringmer - 4		
8	Bell lane – 3		
	<b>Things liked about them</b>		
1	The equipment is better or more varied – 43 comments		
2	Cleanliness - 4		
3	Less anti-social behaviour - 2		




**5. If you ever visit other playgrounds, which to you go to and what do you like about them?**

4	More welcoming - 3		
5	Splash / water parks - 2		
6	Outside gym - 2		
7	More accessible - 2		
8	Better seating - 2		
		answered	88
		skipped	8

**6. When you visit a playground what are your favourite types of equipment? Select all that apply to you.**

Answer Choices		Response Percent	Response Total
1	Slides and steps		73.68% 70
2	Traditional multi-play equipment		53.68% 51
3	Activity trail equipment e.g. stepping stones, bridges, balance beam.		65.26% 62
4	Climbing items		75.79% 72
5	'Springy' items or seesaws		64.21% 61
6	Roundabout / spinning equipment		55.79% 53
7	Swings		78.95% 75
8	Ball games / kickabout areas		40.00% 38
9	Teen seating / picnic benches		30.53% 29
10	Accessible equipment for		33.68% 32










**6. When you visit a playground what are your favourite types of equipment? Select all that apply to you.**

	people with a disability			
11	Wild natural areas – trees to climb, ponds, making dens, grass, mud etc.		67.37%	64
12	Picnic benches or covered seating		65.26%	62
13	Other (please specify):		26.32%	25
			answered	95
			skipped	1





Other (please specify): (25 comments)

1	Sand pit - 8
2	Skate ramps - 5
3	Splash / water park - 3
4	Gym Equipment – 3
5	Café / refreshments - 2
6	Equipment for older children - 2
7	Roundabout - 1
8	Trampoline - 1
9	Zip line - 1
25	Roundabout - 1

**7. What would you like to see more of in your area? Select all that apply to you.**

Answer Choices		Response Percent	Response Total
1	Playgrounds, with equipment like swings, roundabouts, climbing frames etc.	 75.00%	72
2	Playgrounds with more challenging equipment for older children.	 60.42%	58
3	Areas for skateboarding, skating and BMXs.	 39.58%	38
4	Wild natural areas – trees to climb, ponds, making dens, grass, mud etc.	 67.71%	65
5	Covered seating areas for meeting and chatting.	 50.00%	48
6	After school / youth clubs	 37.50%	36
7	Informal grass areas for football, frisbee etc.	 37.50%	36
8	Multi use games areas – for basketball, football, netball etc.	 36.46%	35
9	Places for cycling – cycle paths, mountain bike tracks, BMX sites etc.	 38.54%	37

**7. What would you like to see more of in your area? Select all that apply to you.**

10	Informal grass areas for football, frisbee etc.		21.88%	21
11	Multi use games areas – for basketball, football, netball etc		21.88%	21
12	Areas for skateboarding, skating and BMX		20.83%	20
13	Something else (please list)		27.08%	26
			answered	96
			skipped	0

Something else (please list) (26 comments)

1	Climbing equipment - 4
2	Better accessibility - 4
3	Water/ splash equipment - 4
4	Equipment for older children – 3
5	Sports/ Gym facilities - 3
6	Sand pit - 2
7	Cafe/ refreshments/ seating - 2
8	Wooden equipment -2



## 8. Do you have any other comments?

Answer Choices		Response Percent	Response Total
1	Open-Ended Question	100.00%	49
1	Equipment not suitable/ needs repairing - 9		
2	Better facilities - seating, refreshments, bins, lighting - 8		
3	Litter/ cleansing issues - 8		
4	Better accessibility - 5		
5	Better use of space needed - 4		
6	Cycle racks needed - 3		
7	Skate equipment - 3		
8	Antisocial behaviour issues - 2		
9	Water/ splash equipment needed – 2		
10	More equipment for older children – 2		
11	Better nature areas - 2		
12	Better communication needed - 1		
		answered	49
		skipped	47