



Lewes District Council

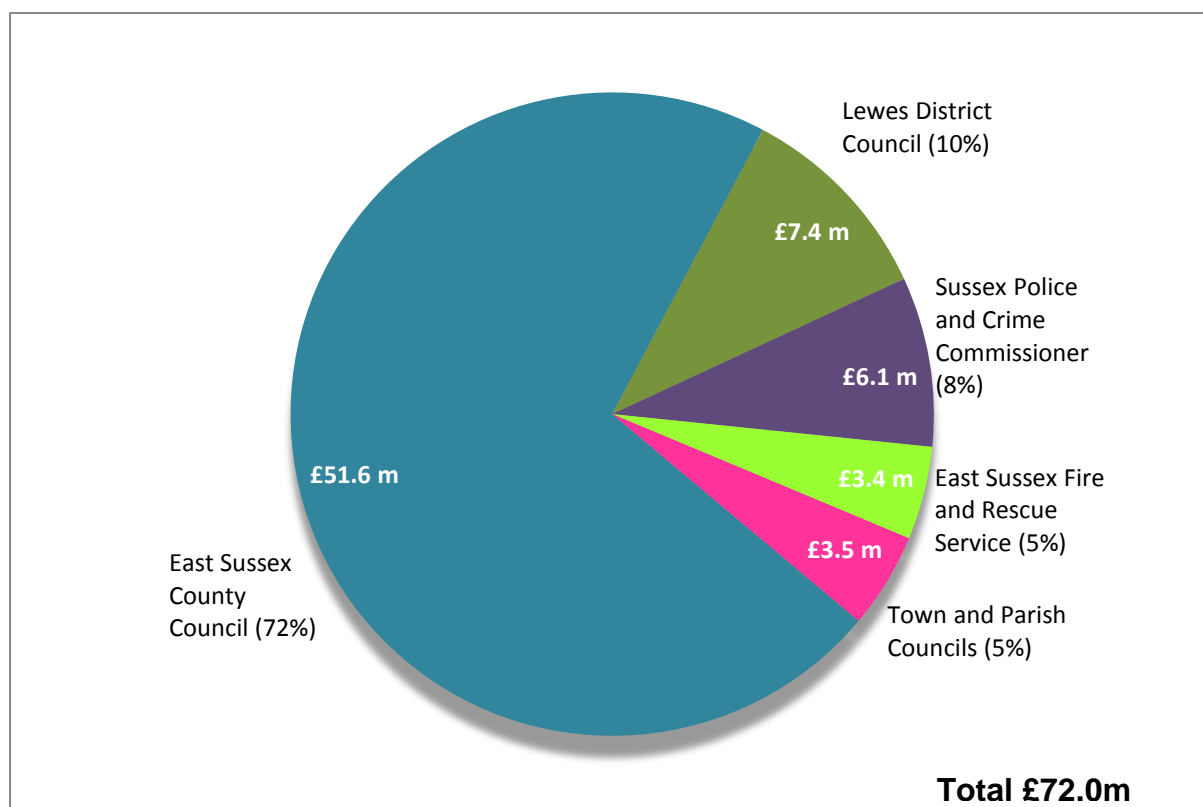
Council Tax Information

2018-19



Your Council Tax Explained 2018/19

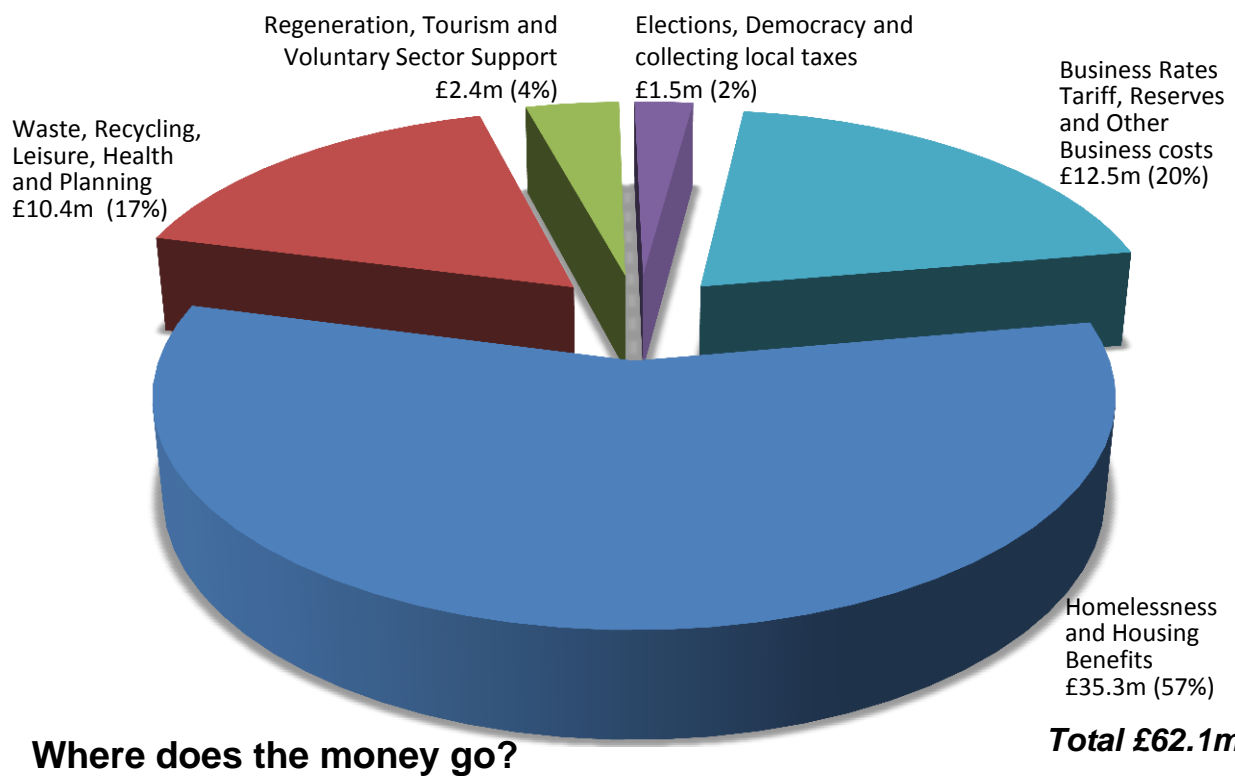
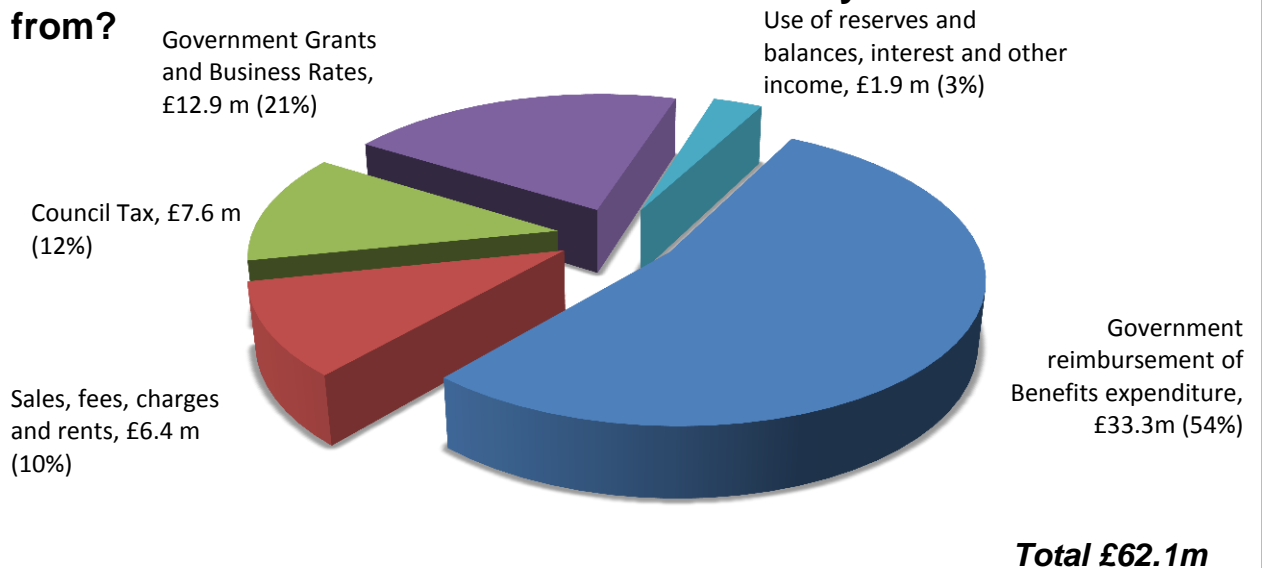
For every £1 you pay in Council Tax:	Precept £m	Precept %	Total for Band D £p	gets £p	<i>per week</i> £p
East Sussex County Council	51.59	72%	1,393.11	0.72	26.79
Lewes District Council	7.44	10%	200.84	0.10	3.86
Sussex Police and Crime Commissioner	6.14	8%	165.91	0.09	3.19
East Sussex Fire and Rescue Service	3.37	5%	91.00	0.05	1.75
Town and Parish Councils	3.46	5%	<u>93.39</u>	0.05	1.80
Total	72.00	100%	1,944.25	1.00	37.39



How Council Tax is Calculated

	2017/18		2018/19	
	Budget	Council Tax Band D	Budget	Council Tax Band D
	£m	£	£m	£
LDC's budget before fees, charges, sales, rent	25.347	697.39	25.116	678.18
Plus net contribution to reserves	1.311	36.08	1.247	33.68
Less income from fees, charges, sales, rents, contributions	-5.769	-158.72	-6.431	-173.65
Lewes District Council net budget	20.889	574.75	19.932	538.21
Less funding from:				
Central Government and Business Rates	-12.979	-357.11	-12.364	-333.86
Previous years' Council Tax	-0.267	-7.33	-0.130	-3.51
Council Tax - Lewes District Council	7.643	210.31	7.438	200.84
PLUS precepts from				
Town and Parish Councils	3.278	90.18	3.459	93.39
East Sussex County Council	47.771	1314.36	51.592	1393.11
Sussex Police and Crime Commissioner	5.594	153.91	6.144	165.91
East Sussex Fire and Rescue Service	3.213	88.40	3.37	91.00
Total Council Tax	67.499	1,857.16	72.003	1,944.25

Where does the Lewes District Council's money come from?



Where does the money go?

Your total Council Tax bill

	A	B	C	D	E	F	G	H
	£	£	£	£	£	£	£	£
Barcombe	1,254.39	1,463.45	1,672.52	1,881.58	2,299.71	2,717.84	3,135.97	3,763.16
Chailey	1,252.47	1,461.20	1,669.95	1,878.69	2,296.18	2,713.66	3,131.16	3,757.38
Ditchling	1,270.87	1,482.67	1,694.49	1,906.29	2,329.91	2,753.53	3,177.16	3,812.58
East Chiltington	1,239.42	1,445.98	1,652.56	1,859.12	2,272.26	2,685.39	3,098.54	3,718.24
Falmer	1,226.92	1,431.40	1,635.89	1,840.37	2,249.34	2,658.31	3,067.29	3,680.74
Firle	1,273.89	1,486.20	1,698.52	1,910.83	2,335.46	2,760.09	3,184.72	3,821.66
Glynde/Beddingham	1,261.01	1,471.17	1,681.34	1,891.50	2,311.83	2,732.16	3,152.51	3,783.00
Hamsey	1,268.97	1,480.45	1,691.95	1,903.44	2,326.43	2,749.41	3,172.41	3,806.88
Iford	1,279.25	1,492.46	1,705.67	1,918.87	2,345.28	2,771.70	3,198.12	3,837.74
Kingston	1,296.31	1,512.36	1,728.41	1,944.46	2,376.56	2,808.66	3,240.77	3,888.92
Lewes	1,371.21	1,599.74	1,828.28	2,056.81	2,513.88	2,970.95	3,428.02	4,113.62
Newhaven	1,336.81	1,559.60	1,782.41	2,005.20	2,450.80	2,896.40	3,342.01	4,010.40
Newick	1,254.75	1,463.86	1,672.99	1,882.11	2,300.36	2,718.60	3,136.86	3,764.22
Peacehaven	1,286.63	1,501.07	1,715.51	1,929.94	2,358.81	2,787.69	3,216.57	3,859.88
Piddinghoe	1,272.84	1,484.97	1,697.12	1,909.25	2,333.53	2,757.80	3,182.09	3,818.50
Plumpton	1,278.70	1,491.81	1,704.93	1,918.04	2,344.27	2,770.50	3,196.74	3,836.08
Ringmer	1,255.69	1,464.97	1,674.25	1,883.53	2,302.09	2,720.65	3,139.22	3,767.06
Rodmell	1,258.49	1,468.23	1,677.98	1,887.72	2,307.21	2,726.70	3,146.21	3,775.44
St Ann Without	1,222.31	1,426.02	1,629.74	1,833.45	2,240.88	2,648.31	3,055.76	3,666.90
St John Without	1,222.31	1,426.02	1,629.74	1,833.45	2,240.88	2,648.31	3,055.76	3,666.90
Seaford	1,274.81	1,487.28	1,699.75	1,912.21	2,337.14	2,762.08	3,187.02	3,824.42
Southeast	1,222.31	1,426.02	1,629.74	1,833.45	2,240.88	2,648.31	3,055.76	3,666.90
South Heighton	1,249.88	1,458.19	1,666.50	1,874.81	2,291.43	2,708.06	3,124.69	3,749.62
Streat	1,248.31	1,456.36	1,664.41	1,872.46	2,288.56	2,704.66	3,120.77	3,744.92
Tarring Neville	1,222.31	1,426.02	1,629.74	1,833.45	2,240.88	2,648.31	3,055.76	3,666.90
Telscombe	1,295.52	1,511.43	1,727.36	1,943.27	2,375.11	2,806.94	3,238.79	3,886.54
Westmeston	1,251.60	1,460.19	1,668.80	1,877.39	2,294.59	2,711.78	3,128.99	3,754.78
Wivelsfield	1,271.04	1,482.87	1,694.72	1,906.55	2,330.23	2,753.90	3,177.59	3,813.10

Town and Parish Councils spending over £100,000

	2017/18	2018/19
Lewes Town Council	£	£
Administration and Civic Function Town Hall, All Saints Centre and Malling Community Centre	309,371	290,262
Open Spaces and Allotments	443,204	438,242
Contribution to Reserves	212,081	223,642
Less: income and use of balances	216,130	290,435
Grant from Lewes District Council	(190,870)	(169,090)
Precept	(45,158)	(37,190)
	944,758	1,036,301

	£	£
Newhaven Town Council	£	£
Cemetery, Halls, Grounds and Community Services	275,943	211,485
Administration and Staff	276,451	268,162
Community Partnership	64,400	71,650
Less: income and use of balances	(86,922)	(64,766)
Grant from Lewes District Council	(34,872)	(28,718)
Precept	495,000	457,813

	£	£
Peacehaven Town Council	£	£
Gross expenditure	625,368	680,229
Less: income and use of balances	(186,023)	(222,300)
Grant from Lewes District Council	(35,928)	(29,589)
Precept	403,417	428,340

	£	£
Seaford Town Council	£	£
Finance & General Purposes (includes grants)	443,867	482,876
Community Services	326,136	909,910
Golf Course	898,922	916,425
Contribution to Reserves	120,000	70,217
Less: income and use of balances	(1,109,091)	(1,648,588)
Grant from Lewes District Council	(25,368)	(20,891)
Precept	654,466	709,949

	£	£
Telscombe Town Council	£	£
Policy and Resources	174,450	173,065
Amenities	56,275	62,200
Civic Centre	44,570	44,550
Planning and Highways	22,600	23,800
Less: income and use of balances	(58,091)	(58,716)
Grant from Lewes District Council	(16,572)	(13,647)
Precept	223,232	231,252

Special Expenses for the cost of parks and open spaces

	2017/18 Special Expenses	2018/19 Special Expenses	2017/18 cost per Band D property	2018/19 cost per Band D property
Local area	£	£	£	£
Lewes	345,430	338,830	56.40	55.03
Newhaven	98,890	155,150	27.32	43.47
Telscombe	51,890	53,230	20.83	20.55
Peacehaven	37,510	37,810	8.00	7.83
Seaford	54,060	54,590	5.70	5.62
Ringmer	4,110	4,170	2.19	2.18
Chailey	1,050	1,060	0.81	0.81
Total	592,940	644,840		

Statement of budget changes in estimated expenditure between 2017/18 and 2018/19

2017/18 Net Budget to be funded from Council Tax	£m 7.089
Pay and Price increases	0.188
Increases in Service costs or reductions in Service income	0.662
Increases in Service income or reductions in Service costs	(1.140)
Sub-total	6.799
Changes in Government Grant and Business Rates funding	0.503
Changes in use of reserves, balances and one-off items	0.242
Change in Council Tax/Business Rates returned from previous years	(0.106)
2018/19 Net Budget to be funded from Council Tax	7.438

