



Lewes District Council

Permit with introductory note

**Environmental Permitting (England and Wales)
Regulations 2010 (as Amended)**

Installation address

**Malling SF Connect
96-106 Malling Street
Lewes
East Sussex
BN7 2RJ**

Permit Reference: PTL/062/P6

Contact Details:

Lewes District Council
Environmental Health
Southover House
Southover Road
Lewes
BN7 1AB

Tel: 01273 471600
01273 484488 minicom

Fax: 01273 484451

www.lewes.gov.uk

email: ehealth@lewes.gov.uk

Introductory note

This introductory note does not form a part of the Permit

The following Permit is issued under Regulation 13 of the Environmental Permitting (England and Wales) Regulations 2010 (S.I.2010 No. 675) (“the EP Regulations”) to operate an installation carrying out one or more of the activities listed in Part B to Schedule 1 of those Regulations, to the extent authorised by the Permit.

The Permit includes conditions that have to be complied with. It should be noted that aspects of the operation of the installation which are not regulated by specific conditions are subject to the Best Available Techniques condition placed in the permit, that the Operator shall use the best available techniques for preventing or where that is not practical, reducing emissions from the installation. This is regarded as covering among other matters, the provision of sufficient training and practical instruction for service station operation staff in order to enable them to carry out their duties in respect of using (or supervising the use of) and maintaining vapour collection controls and the actions to be taken in the event of leak of vapour.

Please note techniques include both the technology used and the way in which the installation is designed, built, maintained, operated and decommissioned.

Brief description of the Installation regulated by this Permit:

Installation for the Unloading of Petrol into Storage and Motor Refuelling at Service Stations as prescribed by Section 1.2 Part B of schedule 1 to the Environmental Permitting (England and Wales) Regulations 2010 (as Amended), subject to the following conditions.

| Superseded Licences/Consents/Permits relating to this installation | | |
|--|------------------|---------------|
| Holder | Reference Number | Date of Issue |
| Malling Service Station | PTL/062/V2/P1 | 22.11.05 |
| ROK UK Limited | PTL/062/V3/P2 | 29.09.07 |
| ROK UK Limited | PTL/062/P3 | N/K |
| ROK UK Limited | PTL/062/P4 | 02.02.15 |
| Malthurst Limited | PTL/062/P5 | 24.07.15 |

Confidentiality

The Permit requires the Operator to provide information to Lewes District Council. The Council will place the information onto the public registers in accordance with the requirements of the EP Regulations. If the Operator considers that any information provided is commercially confidential, it may apply to the Lewes District Council to have such information withheld from the register as provided in the EP Regulations. To enable Lewes District Council to determine whether the information is commercially confidential, the Operator should clearly identify the information in question and should specify clear and precise reasons.

Variations to the permit

Your Attention is drawn to the Variation Notification Procedure condition in the permit. This Permit may be varied in the future. If at any time the activity or any aspect of the activity regulated by the following conditions changes such that the conditions no longer reflect the activity and require alteration, the Regulator should be contacted.

Surrender of the permit

Where an Operator intends to cease the operation of an installation (in whole or in part) the Regulator should be informed in writing; such notification must include the information specified in Regulation 24 or in accordance with Regulation 25 of the EP Regulations for Permits to which Regulation 24 does not apply.

Transfer of the permit or part of the permit

Before the Permit can be wholly or partially transferred to another person, a joint application to transfer the Permit has to be made by both the existing and proposed holders, in accordance with Regulation 21 of the EP Regulations. A transfer will be allowed unless the Authority considers that the proposed holder will not be the person who will have control over the operation of the installation or will not ensure compliance with the conditions of the transferred Permit.

Responsibility under workplace health and safety legislation

This Permit is given in relation to the requirements of the EP regulations. It must not be taken to replace any responsibilities you may have under Workplace Health and Safety legislation.

Appeal against permit conditions

Anyone who is aggrieved by the conditions attached to a Permit can appeal to the Appropriate Authority, (Secretary of State for the Environment, Food and Rural Affairs, in England and the Welsh Ministers in Wales) Appeals must be made in accordance with the requirements of Regulation 31 and Schedule 6 of the EP Regulations.

Appeals should be received by the Secretary of State for Environment, Food and Rural Affairs or the Welsh Ministers at the following addresses:

The Planning Inspectorate
Environment Team, Major and Specialist Casework
Room 4/04 Kite Wing
Temple Quay House
2 The Square
Temple Quay
Bristol BS1 6PN

Or for appeals in Wales:

The Planning Inspectorate
Crown Buildings
Cathays Park
CARDIFF
CF10 3NQ

Please Note

An appeal brought under Regulation 31 (2) (b), (c) and Schedule 6, in relation to the conditions in a permit will not suspend the effect of the conditions appealed against; the conditions must still be complied with.

In determining an appeal against one or more conditions, the Act allows the Secretary of State in addition to quash any of the other conditions not subject to the appeal and to direct the local Authority either to vary any of these other conditions or to add new conditions.

Our enforcement of this permit will be in accordance with the Regulators' Compliance Code. A copy is on the Business, Innovation and Skills Department website: <http://www.bis.gov.uk/files/file45019.pdf>.

End of introductory note

**Permit issued under the Environmental Permitting
(England and Wales) Regulations 2010 (as Amended)**

Permit

Permit Number: PTL/062/P6

Lewes District Council (the Regulator) in exercise of its powers under Regulation 13 of the Environmental Permitting (England and Wales) Regulations 2010 (S.I. 2010 No. 675) hereby permits:

BP Oil UK Limited ("the Operator")

Whose registered office is:

**Chertsey Road
Sunbury on Thames
Middlesex
TW16 7BP**

Company Number: **446915**

To operate an installation at:


**Malling SF Connect
96 - 106 Malling Street
Lewes
East Sussex
BN7 2RJ**

to the extent authorised by and subject to the description and boundaries within the conditions of this Permit.

Activity Description:

Installation for the Unloading of Petrol into Storage and Motor Refuelling at Service Stations as prescribed by Section 1.2 Part B of schedule 1 to the Environmental Permitting (England and Wales) Regulations 2010 (as Amended), within the boundaries of the permit and subject to the following conditions.

Signed



**Ed Hele
Authorised to sign on behalf of
Lewes District Council**

Dated
18th February 2016



CONDITIONS

The Permitted Installation

1. If the Operator proposes to make a change in the operation of the installation, he must, at least 14 days before making the change, notify the Regulator in writing. The notification must contain a description of the proposed change in operation. It is not necessary to make such a notification if an application to vary this permit has been made and the application contains a description of the proposed change. In this condition "change in operation" means a change in the nature or functioning, or an extension, of the installation, which may have consequences for the environment.
2. The best available techniques shall be used to prevent, or where that is not practicable, reduce emissions from the installation in relation to any aspect of the operation which is not regulated by any other condition of this permit.
3. Vapours displaced by the delivery of petrol into storage installations at service stations shall be returned through a vapour tight connection line to the road tanker delivering the petrol. Unloading operations may not take place unless the arrangements are in place and properly functioning, subject to conditions 5, 6 and 7.
4. Effective preventative maintenance shall be employed on all equipment concerned with the control of emissions to air. The Operator shall implement the schedule of preventative maintenance provided as part of the permit application and variation application and in accordance with the most recent Process Guidance Note.
5. All reasonably practicable steps shall be taken to prevent uncontrolled leaks of vapour from vents, pipes and connectors from occurring. The Regulator shall be advised without delay of the circumstances of such a vapour leak if there is likely to be an effect on the local community, and in all cases such a vapour leak should be recorded in the log book required under condition 36. In this condition and in condition 6 a vapour leak means any leak of vapour excepting those which occur through the vent mentioned in condition 13 during potentially hazardous pressurisation.
6. The Operator shall advise the Regulator of the corrective measures to be taken and the timescales over which they will be implemented in the event of a vapour leak described in condition 5.
7. Instances of vapour lock shall be recorded in the log book and, under the circumstances detailed in condition 5, be advised to the Regulator.
8. The procedures in conditions 4 to 7 inclusive and conditions 26 to 29 inclusive shall be reviewed in light of any modifications which occur to the facilities. The Regulator shall be advised of any proposed alteration in operating procedures.
9. The vapour collection systems shall be of a size and design, as approved by the Regulator, to minimize vapour emission during the maximum petrol and vapour flow in accordance with conditions 3 and 10 (i.e. when most tank compartments are being simultaneously discharged). [In the case of existing vapour collection systems, an assessment shall be made of the maximum number of tanks which can be discharged whilst still maintaining the integrity of the vapour collection system.] [Refer to current Process Guidance Note PG1/14]
10. The number of tanker compartments being discharged simultaneously shall not exceed two excluding the diesel compartment[s].



Permit and introductory note LA-PPC

11. The connection points on the tank filling pipes and vapour return pipe shall be fitted with secure seals to reduce vapour leaks when not in active use. If apertures are provided on storage tanks for the use of a dipstick, these shall be securely sealed when not in active use.
12. The fittings for delivery and vapour return pipes shall be different to prevent mis-connection.
13. Petrol storage tank vent pipe[s] shall be fitted with a pressure vacuum relief valve (PVRv) or orifice vent device with a maximum diameter of 10mm combined with a PVRv to minimise vapour loss during unloading and storage of petrol. The pressure vacuum relief valve shall be sized and weighted to prevent vapour loss, except when the storage tanks are subject to potentially hazardous pressurisation.
14. When connecting hoses prior to delivery, the vapour return hose shall be connected before any delivery hose. The vapour return hose shall be connected by the road tanker end first and then at the storage tank end.
15. Adjacent to each vapour return connection point for the storage tank there shall be a clearly legible and durable notice instructing "Connect vapour return line before off-loading" or similar wording. The sign shall also refer to the maximum number of tanker compartments which may be unloaded simultaneously in accordance with condition 10.
16. If dip testing of storage tanks or road tanker compartments is performed before delivery, the dip openings shall be securely sealed prior to the delivery taking place.
17. Road tanker compartment dip testing shall not be performed whilst the vapour hose is connected [Refer to current Process Guidance Note PG1/14]
18. A competent person shall remain near the tanker and keep a constant watch on hoses and connections during unloading. [A competent person is one who has received training in accordance with current Process Guidance Note PG1/14].
19. All road tanker compartment vent and discharge valves shall be closed on completion of the delivery.
20. On completion of unloading the vapour hose shall not be disconnected until the delivery hose has been discharged and disconnected. The delivery hose shall be disconnected at the road tanker end first. The vapour return hose shall be disconnected at the storage tank end first.
21. All connection points shall be securely sealed after delivery.
22. If the storage tanks or road tanker compartments are dipped after delivery, the dip openings shall be securely sealed after dip testing.
23. Manhole entry points to storage tanks shall be kept securely sealed except when maintenance and testing are being carried out which require entry to the tank.
24. Petrol delivery and vapour return lines shall be tested in accordance with the schedule provided as part of the application for permit and variation application or such other schedule as may be agreed by the Regulator.
25. Pressure vacuum relief valves, orifice vent devices, or other devices on petrol storage tank vents shall be checked for correct functioning, including extraneous matter, seating and corrosion at least once every three years.
26. Vapours displaced by the filling of petrol into vehicle petrol tanks at service stations shall be recovered through the use of an open active petrol vapour recovery system to an



underground storage tank [Refer to current Process Guidance Note PG1/14]. Filling of vehicle petrol tanks shall not take place unless such a system is in place and fully functioning.

27. The vapour recovery system referred to in condition 26 shall be certified by the manufacturer to have a hydrocarbon capture efficiency of not less than 85% [Refer to current Process Guidance Note PG1/14]. Equipment used shall be approved for use under the Regulatory regimes of at least one European Union or European Free Trade Association country.
28. The vapour recovery equipment referred to in Condition 26 shall be designed, installed and tested in accordance with the relevant British, European and international standards or national methods in place at the time that the equipment was installed.
29. The installation shall either have in place an automatic monitoring system in accordance with condition 31, or if no such automatic monitoring system is in place then condition 32 shall apply.
30. Petrol delivery and vapour recovery systems for vehicle petrol tanks shall be tested in accordance with the manufacturer's specifications prior to commissioning and for:
 - Vapour containment integrity at least once every three years and always following substantial changes or significant events that lead to the removal or replacement of any of the components required to ensure the integrity of the containment system.
 - Effectiveness of the vapour recovery system at least once every three years where an automatic monitoring system is in place and every year in other cases.
 - a. This shall be undertaken by measuring the ratio of the volume of vapour recovered to liquid petrol dispensed i.e. vapour/petrol (V/P) ratio. The V/P ratio shall be at least 95% and, where the vapours are recovered into the fuel storage tank, not greater than 105% to avoid excessive pressure build up and consequent release through the pressure relief valves. The V/P ratio shall be determined by simulating the dispensing of petrol using measuring equipment approved for use in any European Union or European Free Trade Association country. The method to be used shall involve measuring the volume of air recovered with fuel flow simulated at the dispenser and read electronically using the approved measuring equipment. This provides the ratio of air recovered to liquid dispensed (air/liquid ratio) which should then be corrected to provide the V/P ratio using an appropriate factor to account for the difference in viscosity between petrol vapour and air ('k-factor').]
31. The automatic monitoring system referred to in condition 29 shall:
 - Automatically detect faults in the proper functioning of the petrol vapour recovery system including the automatic monitoring system itself and indicate faults to the Operator. A fault shall be deemed to be present where continuous monitoring during filling of vehicle petrol tanks indicates that the V/P ratio (condition 30) averaged over the duration of filling has fallen below 85% or has exceeded 115% for ten consecutive filling operations. This only applies to filling operations of at least 20 seconds duration and where the rate of petrol dispensed reaches at least 25 litres per minute.
 - Automatically cut off the flow of fuel on the faulty delivery system if the fault is not rectified within 1 week.
 - Be approved for use under the Regulatory regime of at least one European Union or European Free Trade Association country.
32. Where an automatic monitoring system (in accordance with condition 31) is not employed, the Operator shall also undertake a weekly check to verify functionality of the system for recovery of vapours during filling of vehicle petrol tanks including:
 - A test of functionality of the vapour recovery system using appropriate equipment;



- An inspection for torn, flattened or kinked hoses and damaged seals on vapour return lines;
- An entry of checks and findings in the station log book

33. The Regulator shall be notified without delay if the results from any monitoring or tests mentioned in Conditions 30, 31 or 32 identifies adverse results, vapour recovery equipment failure or leaks if there is likely to be an effect on the local community, The Operator should advise the Regulator of the corrective measures to be taken and the timescales over which they will be implemented.
34. Effective preventative maintenance shall be employed on all aspects of the installation including all plant, buildings and the equipment concerned with the control of emissions to air. Preventative maintenance for all vapour recovery systems shall be carried out in accordance with the manufacturer's instructions.
35. Spares and consumables needed shall be held on site, or should be available at short notice from guaranteed suppliers, so that plant breakdowns can be rectified rapidly.
36. The Operator shall maintain a log book at the authorised premises incorporating details of all maintenance, examination and testing, inventory checking, installation and repair work carried out, along with details of training given to operating staff at the service station.

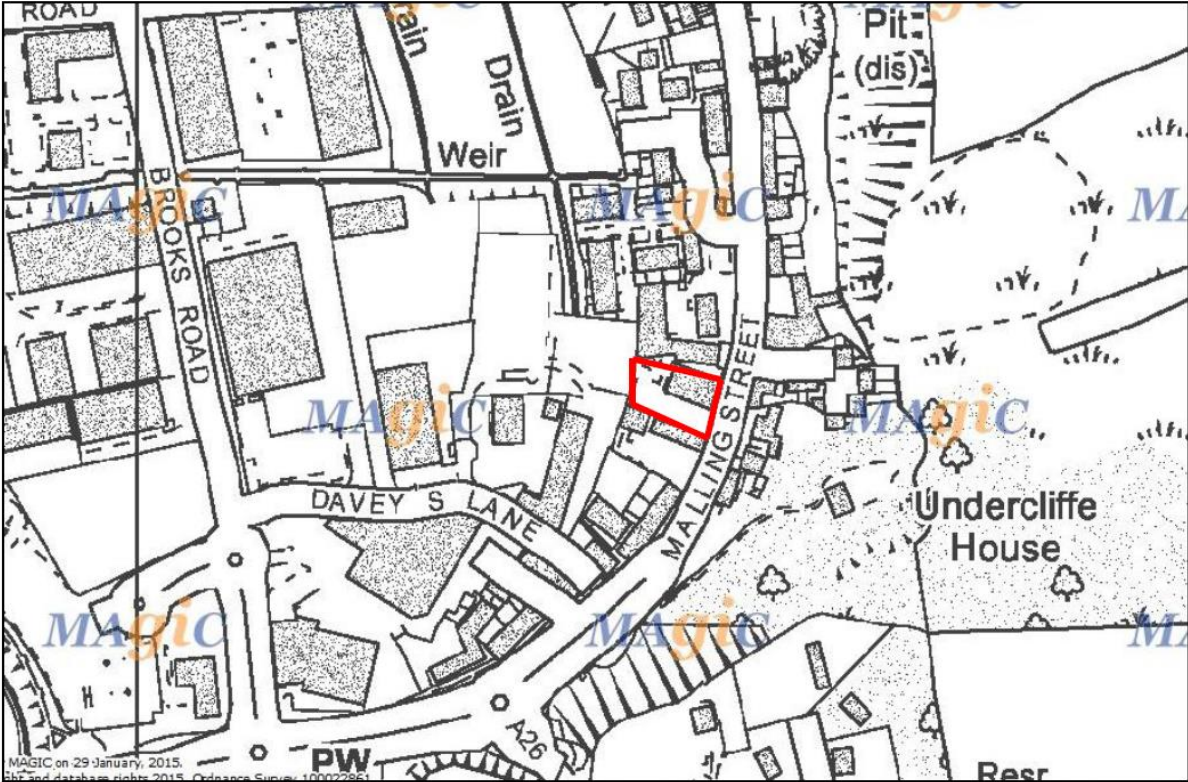
The log book shall also detail any suspected vapour leak together with action taken to deal with any leak in accordance with Conditions 5, 6 and 7.

The Operator shall record in the log book details of all maintenance; examination and testing; installation and repair work carried out on equipment for recovery of vapours during filling of vehicle petrol tanks. The Operator shall also hold at the premises the certificate referred to in Condition 27 and the results of testing undertaken in accordance with Condition 30.

37. Venting of the petrol vapour shall be through the vent pipes within the site boundary.

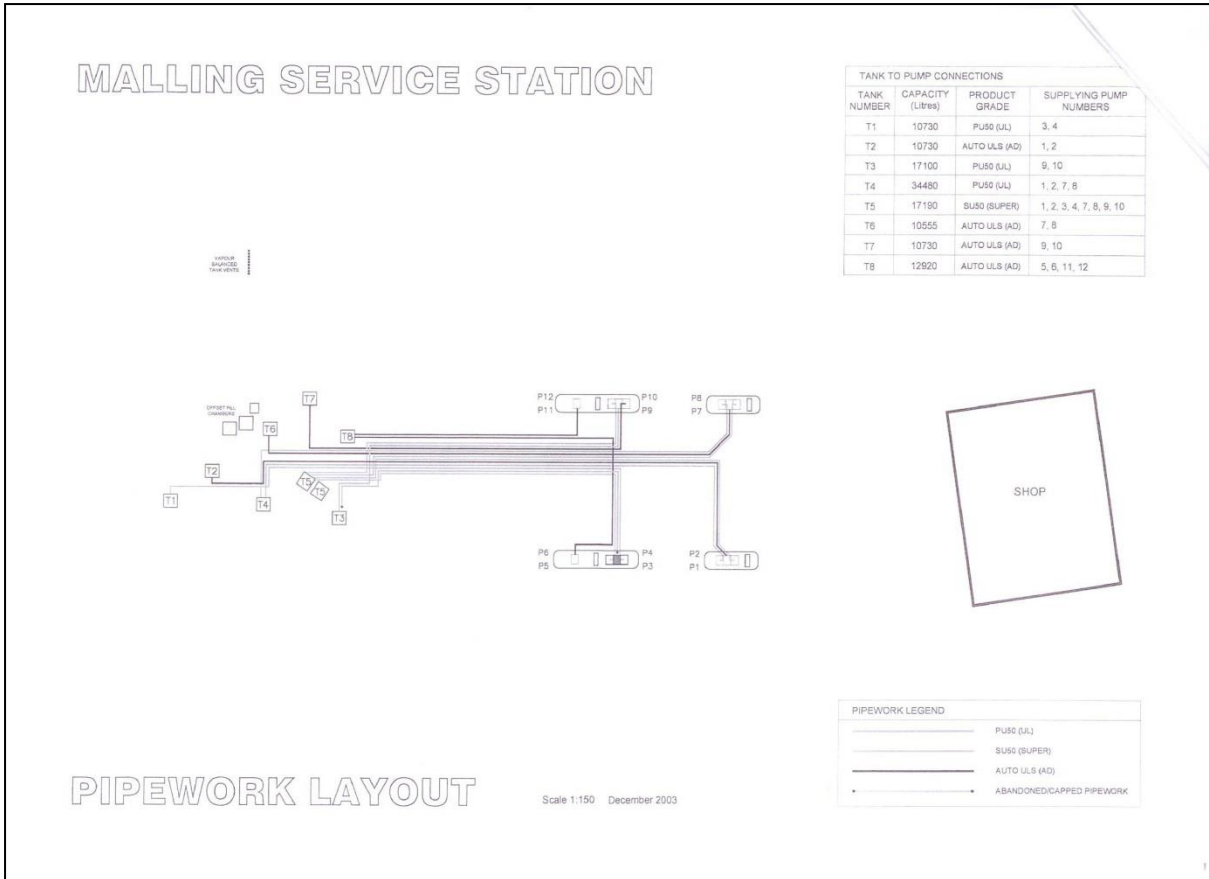


Site Location





Site Plan



End of Permit