

Environmental Permit

Pollution Prevention and Control Act 1999

Environmental Permitting (England and Wales) Regulations 2016

***Express Dry Cleaners
1 Station Parade
Eastbourne
BN21 1BE***

**Regulated activity:
*Perchloroethylene Dry Cleaning***

**Permit Number:
*EBC/EPR/DC/005/P2***

Permit Issued by:

Eastbourne Borough Council
Town Hall
Grove Road
Eastbourne
East Sussex
BN21 4UG

Tel: 01273 471 600
Email: Greenconsultancypractice@lewes-eastbourne.gov.uk

Contents

Introductory Note	iii
Description of the installation and regulated activity	iv
Authorisation	1
Conditions	2
Interpretations and Explanatory Notes	5
Schedules	
Schedule 1 – Site plan	
Schedule 2 – Materials cleaned and solvent used record sheet	
Schedule 3 – Materials cleaned and solvent used return	

Permitting history		
Holder	Reference	Date of Issue
<i>Graham Flint trading as Express Dry Cleaners</i>	<i>EBC/EPR/DC/005/P2</i>	<i>8th August 2022</i>
<i>Graham Flint trading as Express Dry Cleaners</i>	<i>Draft EBC/EPR/DC/005/P2</i>	<i>5th January 2022</i>
<i>Express Dry Cleaners</i>	<i>PPC/DC5</i>	<i>12th January 2007</i>
<i>Express Dry Cleaners</i>	<i>Application</i>	<i>4th December 2006</i>

Introductory Note

These introductory notes are not Environmental Permit conditions; however they do provide useful information about the Environmental Permitting Regulations:

The following Permit is granted under Regulation 35 of the Environmental Permitting (England and Wales) Regulations 2016 (S.I 2016 No.1154) as amended, (“the EPR”) to operate an SED activity in Schedule 14 of the EPR, to the extent authorised by the Permit.

Conditions within this Permit detail Best Available Techniques (BAT), for the management and operation of the installation, to prevent, or where that is not practicable, to reduce emissions.

In determining BAT, the Operator should pay particular attention to relevant sections of the LAPPC Process Guidance note (PG6/46(11) – June 2014 revision), and any other relevant guidance. Techniques include both the technology used and the way in which the installation is designed, built, maintained, operated and decommissioned.

Note that the Permit requires the submission of certain information to the Regulator, and in addition, the Regulator has the power to seek further information at any time under Regulation 61 of the EPR Regulations provided that the request is reasonable.

Public Registers

Information relating to Permits, including the application, is available on public registers in accordance with the EPR. Certain information may be withheld from the public registers where it is commercially confidential, or if it is in the interest of national security to do so.

Variations to the Permit

The Regulator may vary the Permit in the future, by serving a variation notice on the Operator. Should the Operator want any of the conditions of the Permit to be changed, a formal application must be submitted to the Regulator (the relevant forms are available from the Regulator). The Status Log includes a summary of the Permits and variations issued up to that point in time and state whether a consolidated version of the Permit has been issued.

Transfer of the Permit or part of the Permit

Before the Permit can be wholly or partially transferred to another Operator, an application to transfer the Permit has to be made jointly by the existing and proposed Operators. A transfer will not be approved if the Regulator is not satisfied that the proposed Permit holder will be the person having control over the operation of the installation, or will not comply with the conditions of the transferred Permit. In addition, if the Permit authorises the Operator to carry out a specified waste management activity, the transfer will not be approved if the Regulator does not consider the proposed Permit holder to be a ‘fit and proper person’ as required by the EPR.

Talking to us

Please quote the permit number if you contact the Regulator about this permit. To give a notification under conditions in this permit, the Operator should use the contact details on the cover of this permit.

Description of the installation and regulated activity

This description of the installation and the regulated activity are not environmental permit conditions, however they do provide useful information about the installation and the activities undertaken. It also provides a reference point in relation to any substantial or non-substantial changes.

Graham Flint trading as Express Dry Cleaners operates a dry cleaning activity.

Items for cleaning are tagged and sorted into suitable loads and are prepared ready for cleaning in the dry-cleaning machine. Items that are particularly soiled may be pre-treated with a spot-cleaning solution. The spot-cleaning solution may be a volatile organic compound or water based cleaning agent.

Loads are weighed to ensure that the machine is not under or overloaded. The items are loaded into the machine and cleaned in a solvent solution. Additional cleaning detergents or waterproofing agents may be added to the dry cleaning solvent during the cleaning cycle as required. At the end of the cleaning cycle, the solvent is evaporated from the cleaned items and re-cycled in the cleaning machine. Any moisture present in the clothes is also evaporated and is removed from the cleaning solvent in a water separator.

Dirty solvent is distilled from the machine, and a licensed waste contractor collects the resulting dry cleaning residue for recycling/disposal.

Table A					
Make	Model	Serial number	Load capacity	Date of installation	Dry cleaning solvent
Böwe	P525	139/9803	12kg	1998	Perchloroethylene

Additional notes:

- The dry cleaning machine is fitted with an ecological filter.
- The dry cleaning machine is fitted with a rake-out still.

Permit Reference Number:
EBC/EPR/DC/005/P2

Eastbourne Borough Council (“the Regulator”) in exercise of its powers under Regulation 13(1) and Regulation 35 of the Environmental Permitting (England and Wales) Regulations 2016 (S.I 2016 No.1154) as amended, hereby authorises **Graham Flint trading as Express Dry Cleaners** (“the Operator”).

To operate an installation at:

Express Dry Cleaners
1 Station Parade
Eastbourne
BN21 1BE

The Operator is authorised to carry out the following activities* to the extent authorised by and subject to the conditions of this Permit.

- Dry Cleaning (Chapter 14 ‘Solvent Emission Activities’) of the Environmental Permitting (England and Wales) Regulations 2016, (‘the EPR’) as amended and as described, and in accordance with the conditions contained in this permit.

This Permit shall be subject to replacement, variation or amendment as may be considered appropriate by Eastbourne Borough Council, at any time, according to the provisions of Regulation 20 of the EPR.

- * This Permit is given in relation to the requirements of the Environmental Permitting Regulations. It must not be taken to replace any responsibilities you may have under Workplace Health and Safety legislation. Nothing in this Permit grants or implies any consent under the Town and Country Planning Act.

Signed



Rachel Sadler
Specialist Advisor – Air Quality

Dated this day

8th August 2022

Conditions

The following are Environmental Permit Conditions and are legal requirements.

General operating conditions

- 1 Operations must be carried out in such a manner that no more than 20 grams of solvent per kilogram of product cleaned and dried shall be emitted as measured and reported annually. The 20 grams includes all organic solvents used within the installation e.g. dry cleaning solvent, water-proofing solutions and spot cleaning solutions.
- 2 A weekly inventory of solvent usage, product cleaned and solvent waste sent for recovery or disposal shall be maintained and held on site for inspection by the Regulator for at least 12 months. Further, the Operator shall retain records of solvent purchased for at least 12 months.
- 3 On a date stipulated by the local authority regulator a copy of the following shall be sent to the Council at the frequency given below:

Information required	Frequency at which the information must be sent
A summary of materials cleaned and solvent used for the previous quarter produced in accordance with Schedules 2&3* of this permit Or A summary of materials cleaned and solvent used for the previous calendar year produced in accordance with Schedules 2&3* of this permit	Once a quarter Annually by 31 st January with the written agreement of the Regulator
Records of maintenance and servicing in accordance with condition 2.4 for the previous 12 months.	Annually by 31 st January
A list of staff nominated and trained in accordance with conditions 2.6 and 2.7.	Annually by 31 st January

* or agreed alternative inventory of materials cleaned and solvent used.

- 4 The operator, (or a suitably qualified engineer), shall implement the schedule of procedures, checks and maintenance requirements to each dry cleaning machine as listed in B1.5 of the permit application.
- 5 The Regulator shall be advised in writing 14 days prior to any proposed significant alteration to the operation, or modification of the installation which may have an effect on emissions of VOC from the installation, in particular changes to the matters listed in condition (4).
- 6 All operating staff shall know where the operating manual for each dry cleaning machine can be found and have ready access to it.
- 7 All operating staff shall be trained in the operation of each dry cleaning machine and the control and use of dry cleaning solvents. The training received shall be recorded.
- 8 The machine shall be installed and operated in accordance with supplier recommendations, so as to minimise the release of VOC to air, land and water.

- 9 In the case of abnormal emissions, malfunction or breakdown leading to abnormal emissions the operator shall:
- (a) investigate immediately and undertake corrective action; adjust the activity to minimise those emissions; **and**
 - (b) adjust the activity to minimise those emissions; **and**
 - (c) promptly record the events and actions taken.
- For this condition, abnormal emissions will include any detectable solvent smell other than in the immediate area of the dry cleaning machine.
- 10 In cases of non-compliance causing immediate danger to human health, or threatens to cause an immediate significant adverse effect upon the environment, operation of the activity shall be suspended; and the regulator within 24 hours.
- 11 Dry cleaning machines shall be operated as full as the type of materials to be cleaned will allow. (for instance, full loads for light non delicate materials such as suits. Delicate and heavy materials, such as, wedding dresses and blankets may need to be cleaned in part loads).
- 12 Where cleaning solvents containing VOC are not received in bulk they shall be stored:
- (a) In the containers they were supplied in with the lid securely fastened at all times other than when in use; **and**,
 - (b) Within spillage collectors of suitable size, made of impervious and corrosion-proof materials; **and**,
 - (c) Away from sources of heat and bright light; **and**,
 - (d) With access restricted to only appropriately trained staff; **and**,
 - (e) the lids of the containers shall only be removed when the container is next to the cleaning machine ready for filling. Cleaning solvents shall be obtained in containers of a size which allows the entire container to be emptied into the machine at each topping up. Once emptied the lid of the container shall be replaced securely.
- Note: from a health and safety point of view, a well-ventilated area should be used.
- 13 Spot cleaning with organic solvents or organic solvent borne preparations shall only be carried out if no other method of treating a particular stain on the material to be cleaned is available.
- 14 The dry cleaning machine loading door shall be kept closed when not in use.
- Note: where an extract fan is fitted to maintain negative pressure within the machine during unloading, the exhaust from this fan should be directed to a carbon adsorption filter prior to discharge to atmosphere.
- 15 The dry cleaning machine loading door shall be closed before the start-up of the machine and kept closed at all times through the dry cleaning cycle.
- (a) All machines installed after 19th May 2005 shall have interlocks to prevent start-up of the machine until the loading door is closed and to prevent opening of the loading door until the machine cycle has finished and the cage has stopped rotating.
 - (b) All machines installed after 19th May 2005 shall have interlocks to automatically shut down the machine under any of the following conditions: cooling water shortage, failure of the cooling ability of the still condenser, failure of the cooling ability of the refrigeration system or failure of the machine heating system resulting in an inability to dry the load.

- 16 The still, button trap and lint filter doors shall be closed before the start-up of the machine and kept closed at all times through the cleaning and drying cycle.
- (a) All machines installed after 19th May 2005 shall have interlocks to automatically shut down the machine if the still, button trap and lint filter door are not properly closed.
- 17 The still shall have a thermostatic control device or equivalent with which to set a maximum temperature, in accordance with manufacturers' recommendations for the solvent used. This condition does not apply where temperature control is automatically performed by steam pressure.
- 18 New machines and machines that are refurbished shall have a spillage tray with a volume greater than 110% of the volume of the largest single tank within the machine.
- 19 All machines installed after 19th May 2005 shall have a secondary water separator to minimise potential solvent losses. Where this is not an integral part of the machine, the Operator shall select and install a method that will achieve an equivalent degree of second separation.
- 20 Prior to disposal, containers contaminated with solvent shall be stored with the lids securely fastened to minimise emissions from residues during storage prior to disposal, and labelled so that all who handle them are aware of their contents.
- Note: empty containers should, where possible be returned to the supplier.
- 21 Solvent contaminated waste, for example still residues, shall be stored:
- (a) In suitable sealed containers with the lid securely fastened at all times other than when in use; and,
- (b) On a suitable impervious floor; and,
- (c) Away from any drains which may become contaminated with residues as a result of spillage; and,
- (d) Away from sources of heat and bright light; and,
- (e) With access restricted to only appropriately trained staff.
- Note: from a health and safety point of view, a well-ventilated area should be used.
- 22 Equipment to clean up spillages must be quickly accessible in all solvent handling and storage areas.
- 23 The Operator shall maintain records incorporating details of all maintenance, testing, repair work carried out on each dry cleaning machine and the scales used to weigh loads, along with details of training required under condition 7. The records shall be available within 7 days upon request by the Regulator.
- 24 Spares and consumables in particular, those subject to continual wear shall be held on site, or should be available at short notice from guaranteed suppliers, so that plant breakdowns can be rectified rapidly.

Interpretations and Explanatory Notes

These interpretations and explanatory notes does not form part of your Environmental Permit conditions, however they do provide useful information about the Environmental Permitting Regulations:

In relation to this Permit, the following expressions shall have the following meanings:

<i>“Activity”</i>	An activity listed in Part 2 of Schedule 1 to the EP Regulations which will form part of an EP installation or be a mobile plant
<i>“The EPR / EP Regulation”</i>	Means the Environmental Permitting (England and Wales) Regulations 2016 S.I. 2016 No.1154 (as amended) and words and expressions defined in the EPR shall have the same meanings when used in this Permit save to the extent they are explicitly defined in this Permit.
<i>“Change in Operation”</i>	In relation to an installation or mobile plant, a change in its nature or functioning or an extension which may have consequences for the environment.
<i>“Enforcement notice”</i>	A notice served by a local authority to enforce compliance with the permit conditions or require remediation of any harm following a breach of any condition.
<i>“Installation”</i>	A stationary technical unit where one or more activities listed in Part 2 of Schedule 1 to the EP Regulations are carried out and any other location on the same site where any other directly-associated activities are carried out. and any activities that are technically linked. The terms ‘regulated facility’ and ‘installation’ are, in effect, interchangeable for A(2) and B activities.
<i>“Operator”</i>	The person who has control over the operation of the installation/regulated facility (EP Regulation 7).
<i>“Permit”</i>	A permit granted under EP Regulation 13 by a local authority allowing the operation of an installation subject to certain conditions.
<i>“Pollution”</i>	Any emission as a result of human activity which may be harmful to human health or the quality of the environment, cause offence to any human senses, result in damage to material property, or impair or interfere with amenities and other legitimate uses of the environment (EP Regulation 2(1)).
<i>“Revocation notice”</i>	A notice served by the Regulator under EP regulation 22 revoking all or part of a permit.
<i>“Permitted Installation”</i>	Means the activities and the limits to those activities described in this Permit.
<i>“Monitoring”</i>	Includes the taking and analysis of samples, instrumental measurements (periodic and continual), calibrations, examinations, tests and surveys.
<i>“MCERTS”</i>	Means the Environment Agency’s Monitoring Certification Scheme.
<i>“Fugitive Emission”</i>	Means an emission to air or water (including sewer) from the Permitted installation that is not controlled by an emission limit imposed by a condition of this Permit.
<i>“Regulator”</i>	Means any officer of Eastbourne Borough Council who is authorised under Section 108(1) of the Environment Act 1995 to exercise, in accordance with the terms of any such authorisation, any power specified in Section 108(1) of that Act.
<i>“Best Available Techniques (BAT)”</i>	<p>Best available techniques means the most effective and advanced stage in the development of activities and their methods of operation which indicates the practical suitability of particular techniques for providing in principle the basis for emission limit values designed to prevent, and where that is not practical, generally to reduce emissions and the impact on the environment as a whole.</p> <p>For those purposes:</p> <p>“Available techniques” means those techniques which have been developed on a scale which allows implementation in the relevant industrial sector, under economically and technically viable conditions, taking into consideration the cost and advantages, whether or not the techniques are used or produced inside the United Kingdom, as long as they are reasonably accessible to the Operator;</p> <p>“Best” means, in relation to techniques, the most effective in achieving a high general level of protection of the environment as a whole;</p> <p>“Techniques” includes both the technology used and the way in which the installation is designed, built, maintained, operated and decommissioned. Schedule 2 of the Regulations shall have effect in relation to the determination of best available techniques.</p>

Where any condition of this Permit refers to the whole or parts of different documents, in the event of any conflict between the wording of such documents, the document with the most recent publication date shall be taken to be the most appropriate document to be used.

Any person who is aggrieved by the conditions attached to a Permit can appeal to the Secretary of State for Environment, Food & Rural Affairs. Appeals must be received by the Secretary of State no later than 6 months from the date of the decision (the date of the Permit).

Appeals relating to installations in England should be received by the Secretary of State for Environment, Food & Rural Affairs. The address is as follows;

The Planning Inspectorate
Environment Team, Major and Specialist Casework
Room 4/04 – Kite Wing
Temple Quay House
2 The Square
Temple Quay
Bristol, BS1 1PN




The appeal must be in the form of a written notice or letter stating that the person wishes to appeal and listing the condition(s) which is/are being appealed against. The following five items must be included;

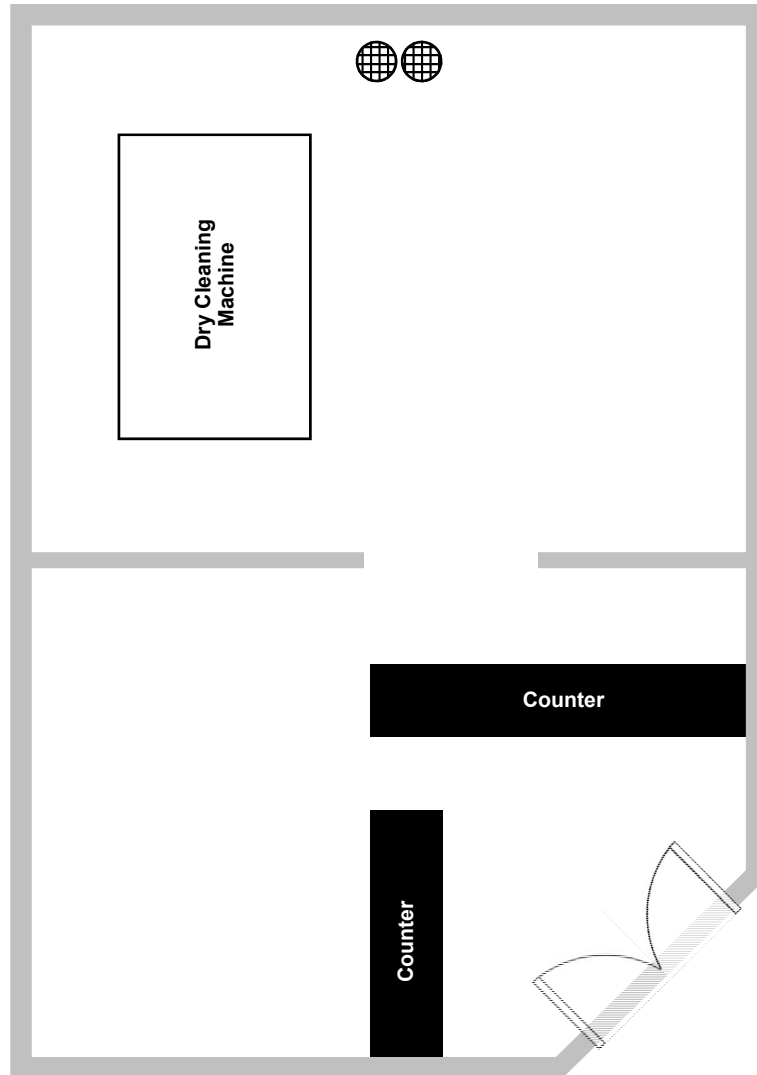
- (a) A statement of the ground of appeal;
- (b) A copy of any relevant application;
- (c) A copy of any relevant Permit;
- (d) A copy of any relevant correspondence between the person making the appeal (“the appellant”) and the Council;
- (e) A statement indicating whether the appellant wishes the appeal to be dealt with.
 - By a hearing attended by both parties and conducted by an inspector appointed by the Secretary of State; or
 - By both parties sending the Secretary of State written statements of their case (and having the opportunity to comment upon one another’s statements).

At the same time, the notice of appeal and documents (a) and (e) must be sent to the Council, and the person making the appeal should inform the appropriate Secretary of State that this has been done.

- An appeal will not suspend the effect of the conditions appealed against; the conditions must still be complied with.
- In determining an appeal against one or more conditions, the Act allows the Secretary of State in addition to quash any of the other conditions not subject to the appeal and to direct the local authority to either vary any of these conditions or to add new conditions.

Key:

- Solvent residue 
- Open drain 
- Covered drain 



Site **Express Dry Cleaners**

Project **Permit Variation**



Drawing

Schedule 1 - Site Plan

No.

EBC/EPR/DC/005

Date

5th January 2022

Scale

Not to scale

Dry Cleaners materials cleaned and solvent used record sheet

Premises name:		Machine name or reference number:		Week start date or week number:	
----------------	--	-----------------------------------	--	---------------------------------	--

Load Number		1	2	3	4	5	6	7	8	9	10	11	12	Daily total weight (kg)	Solvent added (litres)
Monday	Weight (kg)														
Tuesday	Weight (kg)														
Wednesday	Weight (kg)														
Thursday	Weight (kg)														
Friday	Weight (kg)														
Saturday	Weight (kg)														
Sunday	Weight (kg)														
Make a note of the reason why any under-weight load was cleaned: B = Blankets D = Delicates L = Lights O = Other W = Wedding dress													Total for week:		

Maintenance or testing required this week	Monday	Tuesday	Wednesday	Thursday	Friday	Saturday	Sunday
Still maintenance							
Lint filter checked & cleaned							
Button trap checked & cleaned							
Tank 1 level reading (litres)							
Tank 2 level reading (litres)							
Notes:							

List your planned preventative maintenance in the 'maintenance or testing required this week' boxes. Record what you have done for each maintenance item with a tick. Make notes about Solvent tank levels, other maintenance, servicing or solvent leaks / spills in the space above.

Signed:	
---------	--

Dry Cleaners materials cleaned and solvent used return

Installation Name: _____

Installation Address: _____

Reporting Year: _____

Solvent in tanks at start of year			
			L
Month:	Weight cleaned (kg):	Solvent added (litres):	Solvent residue disposed of (litres)*:
January			
February			
March			
April			
May			
June			
July			
August			
September			
October			
November			
December			
Total:	kg	L	L
Solvent in tanks at end of year			
			L

* *Please attach photocopies of waste collection consignment notes to support your solvent residue disposal claims.*

Notes/additional information

Signed: _____

Name: _____

Contact email: _____

Date: _____