



Lewes District Council

Council Tax Information

2023-24

Welcome page

This document shows how much of your money is allocated to Lewes District Council. It shows what your money is spent on and what services are provided to you locally. It also records year-on-year changes in spending and taxes. In addition, this booklet includes information about Council Tax discounts, reductions and exemptions.

You can find information on the allocation of Council Tax and spending by **East Sussex County Council**. Visit the East Sussex County Council website at www.eastsussex.gov.uk/yourcouncil/finance/counciltax/

The Secretary of State made an offer to adult social care authorities. ("Adult social care authorities" are local authorities which have functions under Part 1 of the Care Act 2014, namely county councils in England, district councils for an area in England for which there is no county council, London borough councils, the Common Council of the City of London and the Council of the Isles of Scilly.)

The offer was the option of an adult social care authority being able to charge an additional "precept" on its council tax without holding a referendum, to assist the authority in meeting its expenditure on adult social care from the financial year 2016-17. It was originally made in respect of the financial years up to and including 2019-20. If the Secretary of State chooses to renew this offer in respect of a particular financial year, this is subject to the approval of the House of Commons." Visit the adult social care website at www.eastsussex.gov.uk/socialcare/

Visit the **East Sussex Fire and Rescue** website at www.esfrs.org/about-us/publication-of-information/financial-information/

Visit the **Sussex Police and Crime Commissioner** website at www.sussex-pcc.gov.uk/about/transparency/what-we-spend-how-we-spend-it/

Council Tax Charges for 2023/24

The amount of Council Tax you pay is based on the value of your property. The market value of your property was set on 1 April 1991.

Property Valuation Bands

Band	Property Valuations
A	Up to and including £40,000
B	From £40,001 up to £52,000
C	From £52,001 up to £68,000
D	From £68,001 up to £88,000
E	From £88,001 up to £120,000
F	From £120,001 up to £160,000
G	From £160,001 to £320,000
H	More than £320,000

Your Council Tax bill shows the band that applies to your property.

How your Council Tax is calculated

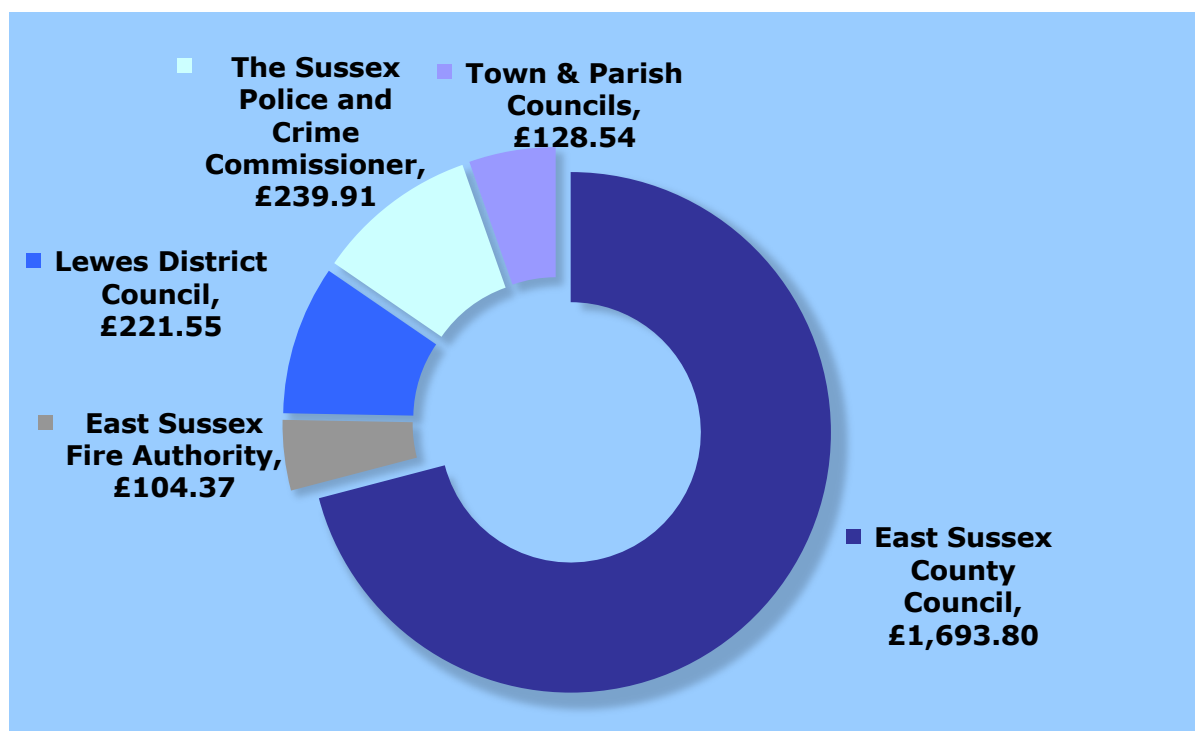
Planned spending in 2023/2024

	2022/2023 £'000	2023/2024 £'000	Change %
Corporate Services	6,094	6,440	5.7%
Regeneration and Planning	4,620	4,615	-0.1%
Service Delivery	43,651	44,623	2.2%
Tourism and Culture	381	381	0.0%
Financing and Investment	1,002	1,974	97.1%
Gross Expenditure	55,748	58,033	4.1%
Grants and other income	(41,458)	(42,430)	2.3%
Total Budget Requirement	14,290	15,603	9.2%
General Government Grants	(1,499)	(1,643)	9.6%
Retained Business Rates	(5,121)	(4,900)	-4.3%
Collection Fund (Surplus)/Deficit	(448)	(448)	0.0%
Transfers to/(from) reserves, contingencies and other movements	841	(229)	-127.3%
Council Tax Requirement	8,063	8,383	4.0%
Tax Base (Band D equivalent properties)	36,726.6	37,839.4	
Band D Council Tax	£ 219.53	£ 221.55	0.9%

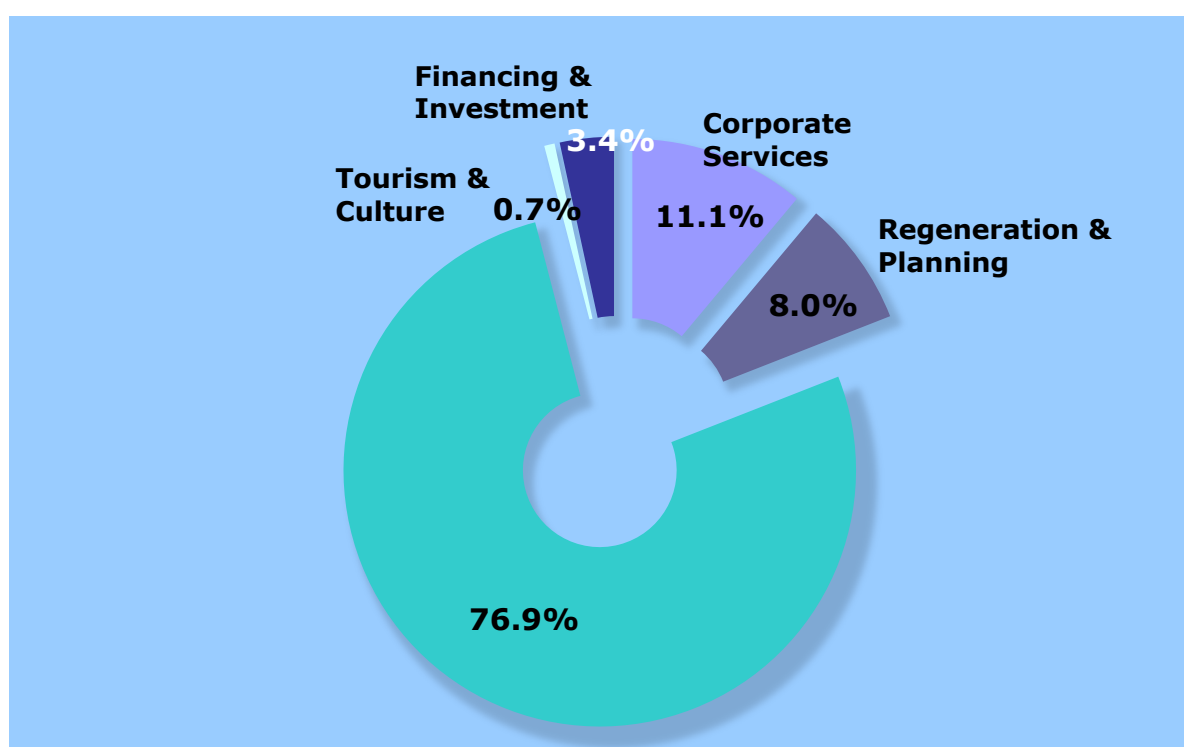
How spending has changed	£'000
Budget Requirement 2022-2023	14,290
Service Pressures, inflation and investment	2,399
Efficiencies	(114)
Income generation	(1,897)
Technical Adjustments	925
Budget Requirement 2023-2024	15,603

Cost for a typical Band D household for 2023-2024

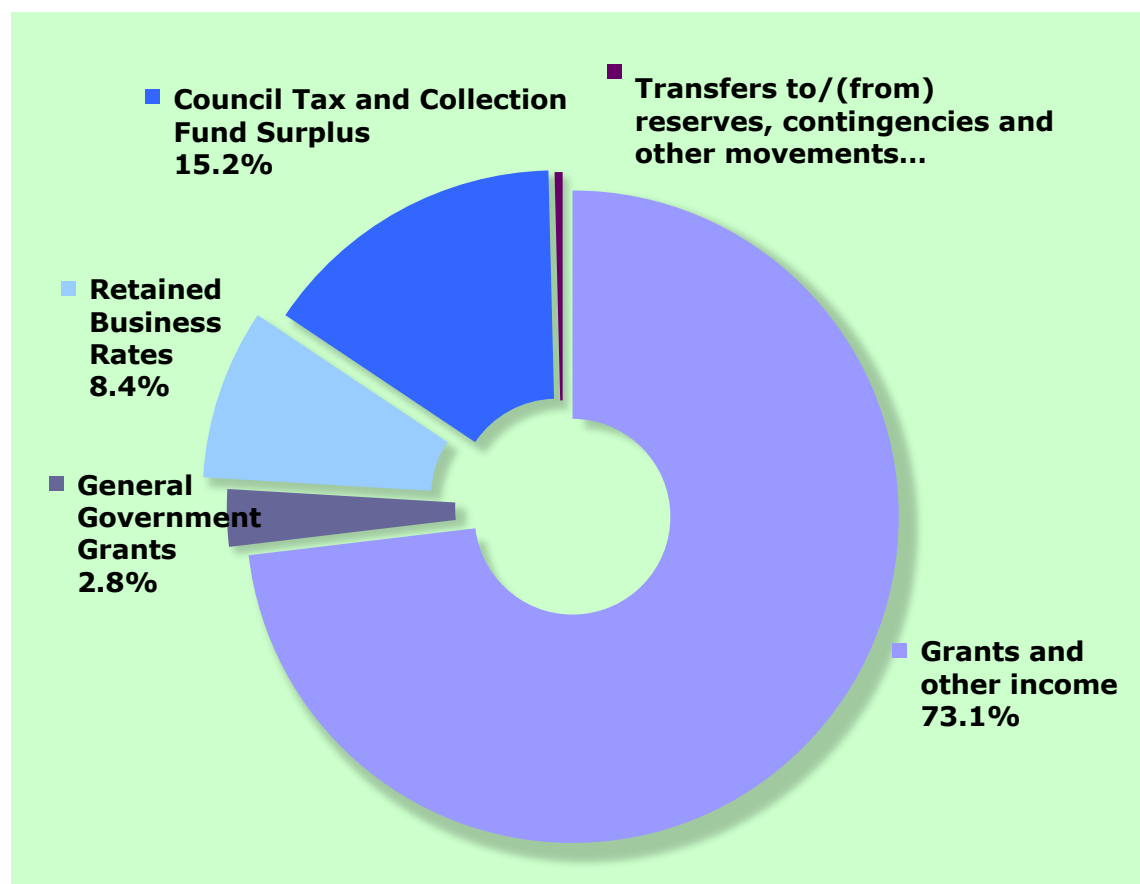
To calculate your Council Tax we add together the money needed by East Sussex County Council, East Sussex Fire Authority, The Sussex Police and Crime Commissioner, Parish and Town Councils and Lewes District Council. We then divide this amount by our tax base of **37,839.4**, which represents the estimated number of Band D equivalent properties within Lewes, to determine the Council Tax for Band D properties.



Where the money goes



Where the money comes from



Special expenses

Town/Parish Area	Special Expenses 2022/23 £	Band D 2022/23 £	Special Expenses 2023/24 £	Band D 2023/24 £
Lewes	343,000	56.70	353,377	56.90
Newhaven	134,940	37.09	139,035	36.06
Telscombe	57,720	23.10	59,480	23.37
Seaford	58,590	6.23	60,396	6.32
Peacehaven	41,100	8.65	42,360	8.51
Chailey	1,120	0.81	1,149	0.80
Ringmer	4,410	2.26	4,548	2.20
Total Special Expenses	640,880	17.45	660,346	17.45

TOWN AND PARISH COUNCIL PRECEPTS AND TAX BASES 2023/24 AND PRIOR YEAR

Town/Parish	2022/23			2023/24		
	Council Tax Precept £	Council Tax Base	Band D Council Tax £	Council Tax Precept £	Council Tax Base	Band D Council Tax £
Barcombe	32,190	634.4	50.74	33,764	646.0	52.27
Glynde/Beddingham	11,854	182.3	65.02	13,568	184.0	73.76
Chailey	68,388	1,385.1	49.37	79,000	1,436.7	54.99
Ditchling	110,156	1,120.2	98.34	110,893	1,143.2	97.00
East Chiltington	7,920	196.5	40.31	8,059	199.8	40.33
Falmer	500	67.6	7.40	1,000	69.7	14.35
Firle	10,500	124.3	84.47	11,000	123.4	89.17
Hamsey	18,215	279.1	65.26	18,215	294.4	61.86
Iford	250	89.6	2.79	49	94.4	0.52
Kingston	50,000	424.6	117.76	55,050	424.0	129.84
Lewes	1,259,778	6,049.6	208.24	1,363,742	6,210.5	219.59
Newhaven	579,241	3,638.4	159.20	595,380	3,855.6	154.42
Newick	68,196	1,103.6	61.79	68,537	1,118.7	61.26
Peacehaven	687,081	4,752.6	144.57	749,213	4,977.7	150.51
Piddinghoe	10,967	126.1	86.97	11,515	128.1	89.88
Plumpton	63,885	677.7	94.27	73,273	697.8	105.01
Ringmer	130,924	1,950.4	67.13	157,084	2,067.2	75.99
Rodmell	14,800	214.2	69.09	15,466	213.3	72.52
St Ann Without	0	39.6	0.00	0	40.2	0.00
St John Without	0	27.1	0.00	0	27.4	0.00
Seaford	1,044,965	9,406.7	111.09	1,061,609	9,556.3	111.09
Southeast	0	22.9	0.00	0	22.5	0.00
South Heighton	13,646	255.4	53.43	14,486	277.1	52.27
Streat	5,415	80.2	67.52	5,423	83.5	64.91
Tarring Neville	0	9.7	0.00	0	9.1	0.00
Telscombe	261,489	2,498.8	104.65	282,261	2,545.2	110.90
Westmeston	13,000	160.5	81.00	13,000	162.2	80.13
Wivelsfield	101,158	1,209.4	83.64	122,120	1,231.3	99.18
	4,564,518	36,726.6	124.28	4,863,707	37,839.4	128.54
	(Average)			(Average)		

Your total Council Tax bill

	A £	B £	C £	D £	E £	F £	G £	H £
Barcombe	£1,529.63	£1,784.57	£2,039.51	£2,294.45	£2,804.33	£3,314.20	£3,824.08	£4,588.90
Beddingham and Glynde	£1,543.96	£1,801.29	£2,058.61	£2,315.94	£2,830.59	£3,345.24	£3,859.90	£4,631.88
Chailey	£1,531.98	£1,787.31	£2,042.64	£2,297.97	£2,808.63	£3,319.29	£3,829.95	£4,595.94
Ditchling	£1,559.46	£1,819.37	£2,079.28	£2,339.18	£2,859.00	£3,378.82	£3,898.64	£4,678.37
East Chiltington	£1,521.68	£1,775.29	£2,028.90	£2,282.52	£2,789.74	£3,296.97	£3,804.19	£4,565.03
Falmer	£1,504.36	£1,755.08	£2,005.81	£2,256.54	£2,757.99	£3,259.44	£3,760.89	£4,513.07
Firle	£1,554.24	£1,813.27	£2,072.31	£2,331.35	£2,849.43	£3,367.51	£3,885.59	£4,662.71
Hamsey	£1,536.03	£1,792.03	£2,048.04	£2,304.04	£2,816.05	£3,328.06	£3,840.07	£4,608.09
Iford	£1,495.13	£1,744.32	£1,993.51	£2,242.70	£2,741.08	£3,239.46	£3,737.84	£4,485.40
Kingston	£1,581.35	£1,844.91	£2,108.46	£2,372.02	£2,899.14	£3,426.25	£3,953.37	£4,744.04
Lewes	£1,679.11	£1,958.96	£2,238.82	£2,518.67	£3,078.37	£3,638.08	£4,197.78	£5,037.34
Newhaven	£1,621.77	£1,892.07	£2,162.36	£2,432.66	£2,973.25	£3,513.84	£4,054.43	£4,865.32
Newick	£1,535.63	£1,791.57	£2,047.51	£2,303.45	£2,815.32	£3,327.20	£3,839.08	£4,606.89
Peacehaven	£1,600.80	£1,867.60	£2,134.41	£2,401.21	£2,934.81	£3,468.41	£4,002.01	£4,802.41
Piddinghoe	£1,554.71	£1,813.83	£2,072.94	£2,332.06	£2,850.30	£3,368.53	£3,886.77	£4,664.13
Plumpton	£1,564.79	£1,825.59	£2,086.39	£2,347.19	£2,868.79	£3,390.39	£3,911.99	£4,694.38
Ringmer	£1,546.91	£1,804.73	£2,062.55	£2,320.37	£2,836.01	£3,351.65	£3,867.29	£4,640.74
Rodmell	£1,543.13	£1,800.32	£2,057.51	£2,314.70	£2,829.08	£3,343.46	£3,857.83	£4,629.40
St Ann Without	£1,494.79	£1,743.92	£1,993.05	£2,242.18	£2,740.45	£3,238.71	£3,736.97	£4,484.36
St John Without	£1,494.79	£1,743.92	£1,993.05	£2,242.18	£2,740.45	£3,238.71	£3,736.97	£4,484.36
Seaford	£1,573.06	£1,835.24	£2,097.42	£2,359.59	£2,883.95	£3,408.30	£3,932.65	£4,719.18
Southeast	£1,494.79	£1,743.92	£1,993.05	£2,242.18	£2,740.45	£3,238.71	£3,736.97	£4,484.36
South Heighton	£1,529.64	£1,784.58	£2,039.51	£2,294.45	£2,804.33	£3,314.21	£3,824.09	£4,588.91
Streat	£1,538.06	£1,794.41	£2,050.75	£2,307.10	£2,819.78	£3,332.47	£3,845.16	£4,614.19
Tarring Neville	£1,494.79	£1,743.92	£1,993.05	£2,242.18	£2,740.45	£3,238.71	£3,736.97	£4,484.36
Telscombe	£1,584.30	£1,848.35	£2,112.40	£2,376.45	£2,904.55	£3,432.66	£3,960.76	£4,752.91
Westmeston	£1,548.21	£1,806.24	£2,064.28	£2,322.31	£2,838.38	£3,354.45	£3,870.52	£4,644.63
Wivelsfield	£1,560.91	£1,821.06	£2,081.21	£2,341.36	£2,861.67	£3,381.97	£3,902.27	£4,682.72

Council Tax Explanatory Notes

Self-service

The self-service portal is available to all residents. You may find this service useful as it enables you to access information about your Council Tax, Housing Benefit, Business rates and landlord information, all in one place.

Registering for this service is straightforward and should only take a few minutes. Please visit our website at www.lewes-eastbourne.gov.uk/self-service/ to sign up.

Who must pay Council Tax?

Adults aged 18 and over who live in a property will usually pay the Council Tax bill. People who are married, civil partners or living together as partners are jointly liable. Also, people who jointly own or rent a property are equally liable. If you live in your home alone you can normally claim a discount.

Council Tax Discounts

Discounts can usually be claimed when:

- You are living on your own in a property and it is your main home - 25% single occupancy discount

The following people are disregarded when calculating discounts:

- Full-time students, (and certain non UK spouses/dependants), student nurses, apprentices, and youth training trainees and foreign language assistants.
- People who are severely mentally impaired and are in receipt of a qualifying benefit.
- 18 and 19 year olds who are at or who have just left school or college.
- Care workers working for low pay, usually for charities.
- People caring for someone with a disability who is not a spouse, partner, or child under 18 years old (and who are entitled to a qualifying benefit).
- Members of visiting forces and certain international institutions.
- Members of religious communities (monks and nuns).
- People who are in prison or detention (except those in prison for non-payment of Council Tax or a fine).
- Diplomats and their non-British spouses.

Council Tax Exemptions

Council Tax is not payable on some properties. Your bill will show if an exemption has been applied to your account. The different classes of exemption are:

Class B Unoccupied property owned and previously occupied by a charity.

Class D Unoccupied property where the liable person is in prison or detention.

Class E Unoccupied property where the liable person permanently resides in a rest home, nursing home or hospital.

Class F Unoccupied property where the liable person is deceased and probate has not been granted, or for up to six months after probate has been granted

Class G Unoccupied property where occupation is prohibited by law.

Class H Unoccupied property waiting to be occupied by a minister of religion, where he or she would carry out the duties of his or her office.

Class I Unoccupied property where the liable person is receiving care elsewhere (not a hospital or care home).

Class J Unoccupied property where the liable person is giving care to a person elsewhere.

Class K Unoccupied property where the person who is liable to pay the Council Tax is a student and living elsewhere to study.

Class L Unoccupied property where a mortgagee is in possession.

Class M Student halls of residence.

Class N Property occupied solely by full time students undertaking a qualifying course or study.

Class O Armed forces accommodation.

Class P Visiting forces accommodation.

Class Q Unoccupied property where the liable person is a trustee in bankruptcy.

Class R Property consisting of a pitch or a mooring which is not occupied by a caravan or, as the case may be, a boat.

Class S Property occupied solely by people less than 18 years of age.

Class T Unoccupied property which forms part of another property but cannot be let separately (e.g. an annexe).

Class U Property occupied solely by persons who are severely mentally impaired and entitled to a qualifying benefit.

Class V Property where the liable person is a diplomat.

Class W Property occupied by an elderly or disabled dependant relative, which is part of another property (e.g. an annexe).

Disabled Band Reduction

A property may be eligible for a Disabled Band Reduction if a disabled resident has an extra room to meet the needs of their disability or if a wheelchair needs to be used indoors.

Council Tax Property Discounts

Council Tax is discounted on some properties. Your bill will show if a discount has been applied. Examples are:

Unoccupied and Unfurnished Properties

As of the 1st of April 2020, there is no discount available for an empty and unfurnished property and a full Council Tax charge will apply.

Uninhabitable Properties

A 50% discount may be awarded for a maximum period of up to 12 months if an empty and unfurnished property requires, or is undergoing, major repair work or extensive structural alteration to render it habitable. An inspection of the property may be required. A full Council Tax charge applies when the discount has ended. This type of discount is property related and a change in liable party will not result in any new period of discount entitlement if the discount has previously been used.

If your property is derelict or undergoing conversion (e.g. a house being converted to flats) the Valuation Office Agency may consider removing it from the Council Tax listing. Please contact them for further advice.

Second/Holiday Homes

Lewes District Council does not award a discount for second/holiday homes.

You may be entitled to a 50% discount if by the contract of your employment you are required to live in a property provided by your employer and you pay a full Council Tax charge elsewhere e.g. a publican who has to live above the premises or a school caretaker who is required to live in accommodation provided by the school.

Annexes

You may be eligible for a 50% discount if you use your annexe as part of your main property or if a relative of the person who is liable for Council Tax on the main property is living in it.

Long Term Empty Properties

Lewes District Council will increase the Council Tax charge to 150% for unfurnished properties that have been empty for 2 or more years (Please note that annexes and those in the armed forces will not be affected by this increase).

Council Tax Reduction Scheme

In general, to be entitled to receive a Council Tax Reduction you will need to be in receipt of a low income whether from full/part-time employment or from other state benefits (such as Income Support) and have less than £16,000 in savings. Your income and savings and those of any partner will be counted when assessing entitlement. If you have another adult living with you, this might affect the amount of reduction you get.

Important Information

The information in these explanatory notes is for guidance only. If you think you may be eligible for a discount or exemption, please visit our website or contact us for further information or to make an application. Contact points are at the bottom of this page. Please note that an inspection of a property may be necessary before an exemption or discount can be considered.

If you have been awarded a discount, exemption or reduction on your Council Tax bill, you must by law, inform the Council within **21 days** of any change of circumstances which may affect your entitlement e.g. a child turning 18, a student ceasing to attend college or a property becoming occupied.

Payment by Direct Debit

Most people pay their Council Tax by monthly Direct Debit. It is safe, convenient and straightforward. Customers who pay by Direct Debit have the choice of four different payment dates, unlike other payment methods – 1st, 7th, 15th or 25th of the month. Direct Debit is the most cost effective way to pay, which means we can provide better services and facilities for our residents.

If you want to pay by Direct Debit, please complete the mandate enclosed with your bill or visit our website at www.lewes-eastbourne.gov.uk/payments/

Payment by Monthly Instalments

Council Tax is usually paid over 10 monthly statutory instalments; however, Lewes District Council offers payment over a maximum of 12 monthly instalments. If you wish to take advantage of this, please contact us. Please note the number of instalments reduces for bills issued during the course of the year.

Unable to Pay Your Council Tax

If you are having difficulty paying your Council Tax, or you receive a recovery notice e.g. a Final Notice or Court Summons, then please contact us as soon as possible for advice on 01273 471600. For further advice and guidance regarding money and debt please visit our website at www.lewes-eastbourne.gov.uk/moneyhelp

How to Appeal Against Decisions

You have the right to appeal to the Valuation Office Agency if you believe your property is not in the correct Council Tax band (see below for contact details). You have the right to appeal to the council if you believe you are not liable to pay Council Tax. Please note that you must continue to pay your Council Tax on time whilst an appeal is being considered. If you are successful, you will be given a refund of overpaid tax.

Contact Points**Lewes District Council**

Customer First
Southover Road
Lewes
BN7 1AB

Website: www.lewes-eastbourne.gov.uk

Email: customerfirst@lewes-eastbourne.gov.uk

Telephone: 01273 471600

Valuation Office Agency

Website: www.gov.uk/contact-voa

Information on Council Spending

You may find detailed information on Council spending plans by visiting our website at www.lewes-eastbourne.gov.uk/spending-and-performance/

Exceptional Hardship Scheme

The Council has an Exceptional Hardship Scheme available to those who qualify for a local reduction but are suffering exceptional hardship. The application form is available on the Council's website www.lewes-eastbourne.gov.uk/council-tax/council-tax-exceptional-hardship-payments/ or from the Council offices

CUSTOMER FIRST

Lewes and Eastbourne Councils
working together for you

Speediest ways to pay...



Direct Debit

Set up via our online portal or complete the Direct Debit form available on our website. Once set up your, payments will be made automatically for the rest of the year.

35,000 households in Lewes District choose this option.

To get started, visit our website:

lewes-eastbourne.gov.uk/council-tax



Online payment

This takes about five minutes and will need to be repeated each time you pay. To pay online, visit:

lewes-eastbourne.gov.uk/council-tax



Automated phone line

This takes a few minutes and will need to be repeated each time you pay.

To use this option, call **0800 023 7080**

No queue times.



CUSTOMER FIRST

Lewes and Eastbourne Councils
working together for you

Manage your accounts online, anytime

Register with our new Council Tax, Benefits and Business Rates portal for the fast and secure way to:

- Set up a Direct Debit to pay your bill
- Access your account information
- View your Housing Benefit payments

Visit: **lewes-eastbourne.gov.uk/council-tax**

BUSINESS RATES
FRAUD

SOCIAL HOUSING
FRAUD

RIGHT TO BUY
FRAUD

COUNCIL TAX
FRAUD

PROCUREMENT
FRAUD

GRANT
FRAUD

LETTING US KNOW ABOUT LOCAL AUTHORITY FRAUD **SAVES YOU MONEY**

Call **0800 731 7039** to report a fraud against your local authority or visit
www.lewes-eastbourne.gov.uk/about-the-councils/report-fraud



Lewes District Council



Working in partnership with **Eastbourne Homes**