

Consultation on an anti-social driving PSPO for Eastbourne

Consultation report | July 2022



Contents

Executive summary	1
Background: what are PSPOs?	2
Consultation: part one	2
The restricted areas in the draft order: part one	2
Consultation part two	3
The restricted areas in the draft order: part two	3
How would the proposed PSPO be enforced?	3
How we consulted	3
Headline findings	4
Summary of survey responses received during part one	4
Summary of survey responses received during part two	12
Next steps	18

Executive summary

In spring and early summer 2022 Eastbourne Borough Council carried out a consultation of two parts to gather views on proposals to introduce a Public Spaces Protection Order (PSPO) to tackle anti-social driving in Eastbourne.

Prior to this, Sussex Police and local residents had identified anti-social driving as an issue of concern in particular areas of the borough.

During both stages of the consultation, there was a high level of support for introducing a PSPO of this nature.

Part one of the consultation ran from 14 March to 25 April 2022, during which 89.58% of respondents supported the proposals. Additional roads were also suggested to be included in the order so a second part of the consultation was carried out.

Part two of the consultation ran from 27 May to 17 June 2022, during which 96.75% of respondents supported the proposal to include three additional roads in the order.

As a result of the consultation, a recommendation will be made to introduce the order from 1 April and 31 October, each year.

Background: what are PSPOs?

Local authorities have the power to introduce Public Spaces Protection Orders (PSPOs) to tackle anti-social behaviour, under legislation set out in section 59 of the Anti-social Behaviour, Crime and Policing Act 2014.

Eastbourne Borough Council has a number of PSPOs currently in place setting out controls on dog fouling and the consumption of alcohol in the town centre. Many other local authorities across England have put PSPOs in place to help control aspects of anti-social driving.

Consultation: part one

The first part of the consultation took place from 14 March to 25 April 2022, during which we invited views a proposed PSPO which set out a list of prohibited activities most commonly identified in reports of anti-social driving. These activities include the revving of engines, rapid acceleration, racing, excessive noise from vehicles, and off-road activity on public land.

The order would prohibit these activities in 'restricted areas' - those locations where issues of anti-social driving have been reported most often.

The order would be active between the 1 April and 31 October, each year. This is in-line with when the issues are most prevalent.

A copy of the proposed PSPO is available to download from our website at: www.lewes-eastbourne.gov.uk/consultations/consultation-on-an-anti-social-driving-pspo-for-eastbourne

The restricted areas in the draft order: part one

The draft order consulted on during the initial consultation period listed a number of roads as 'restricted areas'. These are the roads where anti-social behaviour has been most frequently reported:

- Beachy Head Road
- Prince William Parade
- Royal Parade
- Marine Parade
- Grand Parade
- King Edwards Parade
- Dukes Drive
- Upper Dukes Drive
- Warren Hill
- Stretches of East Dean Road
- Seaside
- Seaside Road
- Lottbridge Drove

Consultation part two

There was a high level of support for the proposals during the first part of the consultation, with 89.58% of respondents stating they were in favour of introducing a PSPO to help tackle anti-social driving in Eastbourne. Meanwhile, 78% of respondents stated that they had experienced or been affected by anti-social driving in the proposed restricted areas of Eastbourne.

Part one of the consultation gave an opportunity to state any additional roads respondents felt should be included in the list of restricted areas.

The restricted areas in the draft order: part two

Three locations, not already on the list of proposed restricted areas, were mentioned most frequently. These were:

- Pacific Drive / Harbour Quay
- Atlantic Drive
- A section of Pevensey Bay Road

On the advice of Sussex Police the proposals also include Princes Road, in order to bring together the existing and proposed additional restricted areas, comprising of the Seafront Parades and Pevensey Bay Road.

In response we carried out a second stage of the consultation to find out views on proposals to extend the order to cover these additional areas.

Part two of the consultation was carried out from 27 May to 17 June 2022.

How would the proposed PSPO be enforced?

A person found in breach of the order can be issued with a Fixed Penalty Notice, and persistent offenders can be prosecuted by the council for breach of the PSPO. Any person found guilty is liable on summary conviction to a fine of up to £1000. Sussex Police will lead the enforcement of the PSPO on behalf of the local authority.

How we consulted

For the both stages of the consultation we provided an online survey for respondents to complete to share their feedback. We offered paper copies of the survey and also the consultation information in different formats and languages.

We promoted the consultation through social media, on our website, directly by email to all of consultation mailing list subscribers, through the local media and on social media.

Headline findings

We received 970 responses to the first stage of the consultation, which represents a strong rate of response compared with similar consultation exercises. Just over 90% of respondents were Eastbourne residents.

78% of respondents stated that they had experienced or been affected by anti-social driving in the proposed restricted areas of Eastbourne.

There was a high level of support for the proposal, with 89.58% stating they were in favour of introducing a PSPO to help tackle anti- social driving in Eastbourne.

An opportunity was provided to state any additional roads where respondents felt should be included in the list of restricted areas. Of the seven roads mentioned most frequently (more than ten times) four were already on the list. The additional three were:





- Pacific Drive – mentioned 77 times
- Atlantic Drive – mentioned 51 times
- Pevensey Bay Road – mentioned 13 times

Gilbert Road in East Dean was also mentioned frequently (33 times), but this road falls within Wealden and is outside the scope of this consultation.



As a result of this feedback we proposed to extend the area to these three roads in the second part of the consultation.

Part two of the consultation received 235 responses, 96.75% of respondents stating they support the instruction of a PSPO which would also cover the additional roads.

Summary of survey responses received during part one

1. Please tell us in what capacity you are responding to this survey.				
Answer Choices			Response Percent	Response Total
1	An Eastbourne resident		90.82%	881
2	A non-Eastbourne resident		6.60%	64
3	A business		0.10%	1
4	A local group or organisation		0.21%	2
5	A national group or organisation		0.00%	0

1. Please tell us in what capacity you are responding to this survey.

6	A councillor or member of parliament		0.62%	6
7	If you are responding as a business, group or organisation please tell us which:		1.65%	16
			answered	970
			skipped	0

If you are responding as a business, group or organisation please tell us which:
(16)

Resident of East Dean x 4

HPC Classics

EBC Tourism Service

First Response Learning First Aid TRG

Nordic Walking for Health

Residents for a Climate-Friendly Parish

Friston Resident

The Gilbert Estate, East Dean, including Beachy Ltd - The Tiger Inn, East Dean, Birling Farm Partnership and Beachy Head Holiday Cottages

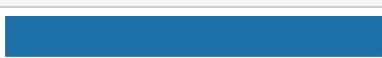

National Trust - South Downs and Birling Gap

Chairman of the Meads Neighbourhood Panel and Eastbourne resident

Dominica Court Resident's Association

Eastbourne Downland Group





2. Have you ever experienced or been affected by anti-social driving in the proposed restricted areas of Eastbourne?

Answer Choices		Response Percent	Response Total
1	Yes		77.93%
2	No		22.07%
			answered
			965






2. Have you ever experienced or been affected by anti-social driving in the proposed restricted areas of Eastbourne?

	skipped	5
--	---------	---

3. How often have you experienced or been affected anti-social driving in the last 12 months in the proposed restricted areas of Eastbourne?

Answer Choices			Response Percent	Response Total
1	Once		3.44%	26
2	2-5 times		21.99%	166
3	5-10 times		14.57%	110
4	More than 10 times		60.00%	453
			answered	755
			skipped	215






4. How much of a problem do you think the anti-social driving is in the proposed restricted areas of Eastbourne?

Answer Choices			Response Percent	Response Total
1	Very significant problem		55.35%	533
2	Fairly significant problem		32.61%	314
3	Not a significant problem		3.95%	38
4	Not a problem at all		3.53%	34
5	Don't know/Not applicable		4.57%	44
			answered	963
			skipped	7

5. How much of a problem do you think the anti-social driving is in Eastbourne as a whole?

Answer Choices	Response Percent	Response Total
----------------	------------------	----------------




5. How much of a problem do you think the anti-social driving is in Eastbourne as a whole?

1	Very significant problem		45.23%	436
2	Fairly significant problem		38.90%	375
3	Not a significant problem		8.71%	84
4	Not a problem at all		3.22%	31
5	Don't know/Not applicable		3.94%	38
			answered	964
			skipped	6

Road Number of times mentioned (if ten times or more)

Pacific Drive	77
Atlantic Drive	51
East Dean Road	33
Beachy Head Road	27
Seaside road	16
Lottbridge Drove	14
Pevensey Bay road	13

6. Do you support the implementation of the Public Space Protection Order (PSPO) to ban anti-social driving in the proposed restricted areas of Eastbourne?

Answer Choices		Response Percent	Response Total
1	Yes		89.58% 868
2	No		5.06% 49
3	Other		5.37% 52
			answered
			skipped
			969
			1

7. Please tell us below if you have any other comments on the proposed order for Eastbourne.

7. Please tell us below if you have any other comments on the proposed order for Eastbourne.

Answer Choices		Response Percent	Response Total
1	Open-Ended Question	100.00%	480
		answered	480
		skipped	490



Comments made most frequently:

- Extend the order to other areas – 133 comments
- General supportive of proposal – 91 comments
- Other measures needed, suggesting in the main traffic calming / speed restrictions – 56 comments
- Comments about enforcement – 55 comments
- The order should apply all year round – 29 comments

8. To keep updated on this and other council consultations and news, please enter your email address below:

Answer Choices		Response Percent	Response Total
1	Open-Ended Question	100.00%	670
		answered	670
		skipped	300

9. The following questions are about you. You can choose to answer these questions to skip them if you prefer.

Answer Choices		Response Percent	Response Total
1	Answer questions about me 	66.77%	637
2	Skip these questions 	33.23%	317
		answered	954
		skipped	16

10. What is your age?

Answer Choices		Response Percent	Response Total
1	Under 18	0.00%	0
2	18 - 24	1.21%	8
3	25 - 34	3.63%	24
4	35 - 44	6.35%	42
5	45 - 54	17.10%	113
6	55 - 64	26.48%	175
7	65 - 74	31.32%	207
8	75 +	12.25%	81
9	Prefer not to say	1.66%	11
		answered	661
		skipped	309











11. What is your sex?

Answer Choices		Response Percent	Response Total
1	Male	53.10%	351
2	Female	45.54%	301
3	Other	0.61%	4
4	Prefer not to say	0.76%	5
		answered	661
		skipped	309



12. How would you describe your race/ethnic group

Answer Choices		Response Percent	Response Total
1	White English\Welsh\Scottish\northern Irish\British	89.85%	593
2	White Irish	1.06%	7
3	White Gypsy or Irish Traveller	0.15%	1


12. How would you describe your race/ethnic group

4	White: Other white		4.55%	30
5	Mixed / multiple ethnic group: White and Black Caribbean		0.00%	0
6	Mixed / multiple ethnic group: White and Black African		0.00%	0
7	Mixed / multiple ethnic group: White and Asian		0.61%	4
8	Mixed / multiple ethnic group: Other mixed		0.30%	2
9	Asian / Asian British: Indian		0.15%	1
10	Asian / Asian British: Pakistani		0.15%	1
11	Asian / Asian British: Bangladeshi		0.00%	0
12	Asian / Asian British: Chinese		0.15%	1
13	Asian / Asian British: Other Asian		0.00%	0
14	Black / African / Caribbean / Black British: African		0.00%	0
15	Black / African / Caribbean / Black British: Caribbean		0.15%	1
16	Black / African / Caribbean / Black British: Other Black		0.30%	2
17	Other ethnic group: Any other ethnic group		0.15%	1
18	Prefer not to say		2.42%	16
			answered	660
			skipped	310










13. Disability - A person is disabled if s/he has a physical or mental impairment which has a substantial and long-term adverse effect on that person's ability to carry out normal day-to-day activities. Do you have a mental or physical impairment that has a substantial long-term effect on your ability to carry out normal day-to-day activities?

Answer Choices		Response Percent	Response Total
1	Yes		11.84% 78
2	No		84.07% 554




13. Disability - A person is disabled if s/he has a physical or mental impairment which has a substantial and long-term adverse effect on that person's ability to carry out normal day-to-day activities. Do you have a mental or physical impairment that has a substantial long-term effect on your ability to carry out normal day-to-day activities?

3	Prefer not to say		4.10%	27
			answered	659
			skipped	311









14. Age - The age range a person belongs to

Answer Choices			Response Percent	Response Total
1	Under 18		0.46%	3
2	18 - 24		1.37%	9
3	25 - 34		3.35%	22
4	35 - 44		6.10%	40
5	45 - 54		15.70%	103
6	55 - 64		24.24%	159
7	65 - 74		29.27%	192
8	75 +		11.89%	78
9	Prefer not to say		7.62%	50
			answered	656
			skipped	314

15. Carer - A carer provides unpaid support to family or friends who are ill, frail, disabled or have mental health or substance misuse problems. Would you consider yourself to be a carer?

Answer Choices			Response Percent	Response Total
1	Yes		12.37%	81
2	No		85.34%	559
3	Prefer not to say		2.29%	15
			answered	655
			skipped	315

16. Religion or belief - Religion has the meaning usually given to it but belief includes religious and philosophical beliefs including lack of belief (e.g. Atheism). Generally, a belief should affect your life choices or the way you live for it to be included in the definition.

Answer Choices			Response Percent	Response Total
1	Christian		42.29%	277
2	Buddhist		0.61%	4
3	Hindu		0.00%	0
4	Jewish		0.76%	5
5	Muslim		0.15%	1
6	Sikh		0.00%	0
7	Atheist		7.33%	48
8	No religion or belief		33.74%	221
9	Prefer not to say		12.67%	83
10	Other (please specify):		2.44%	16
			answered	655
			skipped	315

Other (please specify): (16)

Agnostic x 3

Pagan x 3

Other x 3

Atheist x 2


Catholic x 1

Abrahamic x 1




Do not consider this relevant x 3

Summary of survey responses received during part two



1. Please tell us in what capacity you are responding to this survey.

Answer Choices			Response Percent	Response Total
1	An Eastbourne resident		95.32%	224

1. Please tell us in what capacity you are responding to this survey.





2	A non-Eastbourne resident		2.98%	7
3	A business		0.00%	0
4	A local group or organisation		0.00%	0
5	A national group or organisation		0.00%	0
6	A councillor or member of parliament		0.43%	1
7	If you are responding as a business, group or organisation please tell us which:		1.28%	3
			answered	235
			skipped	0

2. Have you ever experienced or been affected by anti-social driving in one or more of the following roads in Eastbourne? Pacific Drive / Harbour Quay Atlantic Drive Pevensey Bay Road Princes Road



Answer Choices		Response Percent	Response Total
1	Yes		65.96%
2	No		34.04%
			answered
			235
			skipped
			0

3. How often have you experienced or been affected anti-social driving in the last 12 months in the four additional roads named above?



3. How often have you experienced or been affected anti-social driving in the last 12 months in the four additional roads named above?

Answer Choices			Response Percent	Response Total
1	Once		4.52%	7
2	2-5 times		28.39%	44
3	5-10 times		10.97%	17
4	More than 10 times		56.13%	87
			answered	155
			skipped	80

4. Do you support the implementation of the Public Space Protection Order (PSPO) to ban anti-social driving in the four additional roads?




Answer Choices			Response Percent	Response Total
1	Yes		96.57%	225
2	No		3.43%	8
			answered	233
			skipped	2

6. The following questions are about you. You can choose to answer these questions to skip them if you prefer.






Answer Choices			Response Percent	Response Total
1	Answer questions about me		64.19%	147
2	Skip these questions		35.81%	82
			answered	229
			skipped	6

7. What is your sex?

7. What is your sex?

Answer Choices		Response Percent	Response Total
1	Male 	51.66%	78
2	Female 	47.02%	71
3	Other	0.00%	0
4	Prefer not to say 	1.32%	2
		answered	151
		skipped	84




8. How would you describe your race/ethnic group

Answer Choices		Response Percent	Response Total
1	White English\Welsh\Scottish\northern Irish\British 	92.05%	139
2	White Irish 	0.66%	1
3	White Gypsy or Irish Traveller	0.00%	0
4	White: Other white 	3.97%	6
5	Mixed / multiple ethnic group: White and Black Caribbean	0.00%	0
6	Mixed / multiple ethnic group: White and Black African	0.00%	0
7	Mixed / multiple ethnic group: White and Asian	0.00%	0
8	Mixed / multiple ethnic group: Other mixed 	0.66%	1
9	Asian / Asian British: Indian	0.00%	0
10	Asian / Asian British: Pakistani 	0.66%	1
11	Asian / Asian British: Bangladeshi	0.00%	0
12	Asian / Asian British: Chinese	0.00%	0
13	Asian / Asian British: Other Asian	0.00%	0
14	Black / African / Caribbean / Black British: African	0.00%	0







8. How would you describe your race/ethnic group

15	Black / African / Caribbean / Black British: Caribbean		0.00%	0
16	Black / African / Caribbean / Black British: Other Black		0.00%	0
17	Other ethnic group: Any other ethnic group		0.00%	0
18	Prefer not to say		1.99%	3
			answered	151
			skipped	84


9. Disability - A person is disabled if s/he has a physical or mental impairment which has a substantial and long-term adverse effect on that person's ability to carry out normal day-to-day activities. Do you have a mental or physical impairment that has a substantial long-term effect on your ability to carry out normal day-to-day activities?

Answer Choices			Response Percent	Response Total
1	Yes		12.58%	19
2	No		81.46%	123
3	Prefer not to say		5.96%	9
			answered	151
			skipped	84




10. Age - The age range a person belongs to

Answer Choices			Response Percent	Response Total
1	Under 18		0.00%	0
2	18 - 24		0.00%	0
3	25 - 34		1.99%	3
4	35 - 44		6.62%	10
5	45 - 54		16.56%	25
6	55 - 64		17.88%	27
7	65 - 74		41.06%	62
8	75 +		13.91%	21








10. Age - The age range a person belongs to

9	Prefer not to say		1.99%	3
			answered	151
			skipped	84

11. Carer - A carer provides unpaid support to family or friends who are ill, frail, disabled or have mental health or substance misuse problems. Would you consider yourself to be a carer?

Answer Choices			Response Percent	Response Total
1	Yes		15.23%	23
2	No		82.12%	124
3	Prefer not to say		2.65%	4
			answered	151
			skipped	84

12. Religion or belief - Religion has the meaning usually given to it but belief includes religious and philosophical beliefs including lack of belief (e.g. Atheism). Generally, a belief should affect your life choices or the way you live for it to be included in the definition.

Answer Choices			Response Percent	Response Total
1	Christian		48.34%	73
2	Buddhist		0.66%	1
3	Hindu		0.00%	0
4	Jewish		0.00%	0
5	Muslim		0.66%	1
6	Sikh		0.00%	0
7	Atheist		1.99%	3
8	No religion or belief		37.09%	56
9	Other (please specify):		1.32%	2
10	Prefer not to say		9.93%	15
			answered	151
			skipped	84

Next steps

This consultation report will be published on the council's website and shared with the relevant Lead Member.

A final decision will then be made by the Director for Service Delivery, in consultation with the Lead Member, about adopting the and any timetable for it coming into effect.

If introduced, the order will be widely publicised and physical signs put up in key locations to communicate where and when the order is in place.

To request this report in a different format, including hard copy, please email:
CustomerFirst@lewes-eastbourne.gov.uk
